

# MSF International Movement Financial Report

31/12/2005

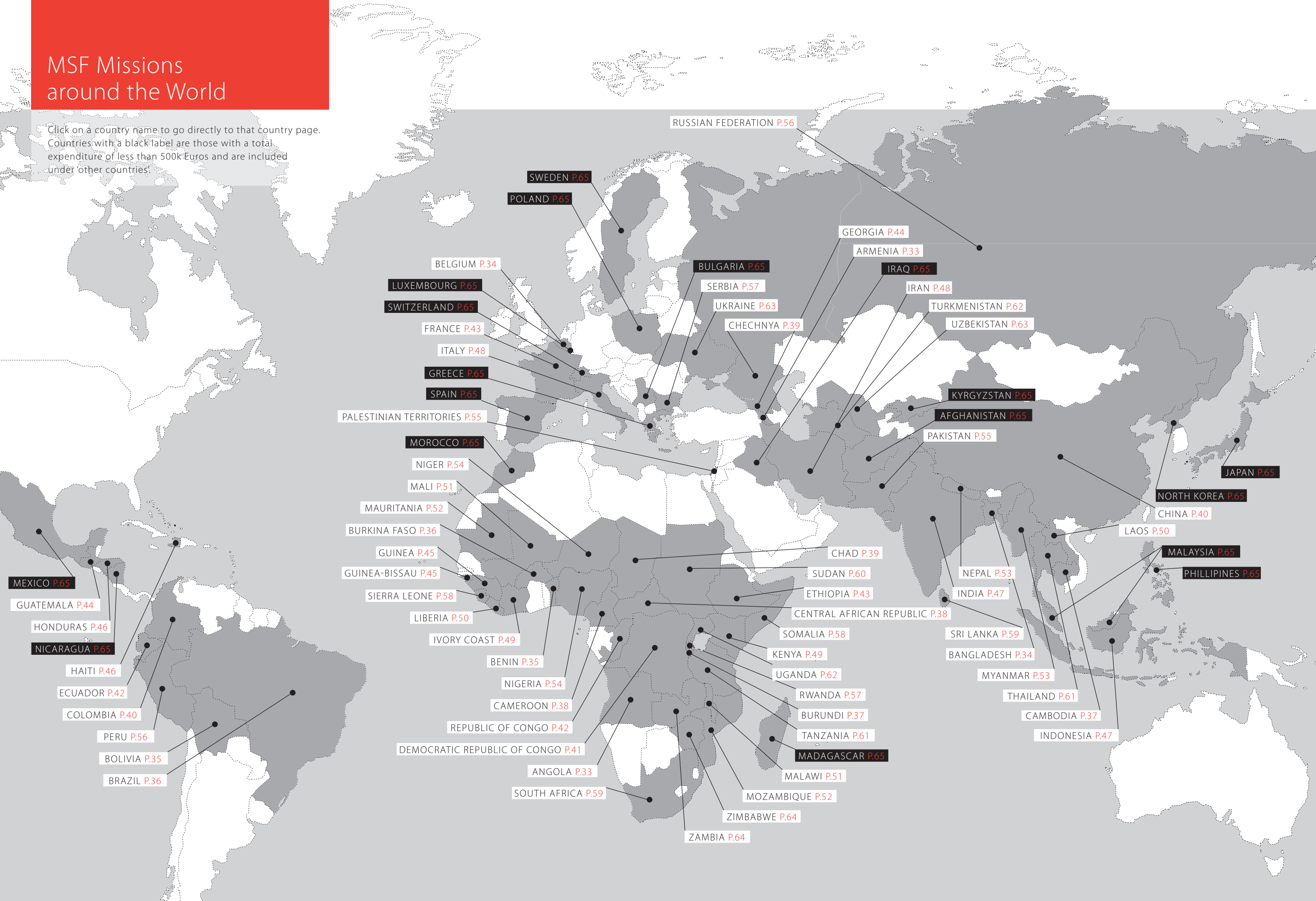


# Contents

<b>MSF Missions around the world</b>	<b>2</b>
<b>Activity and Financial Report</b>	<b>4</b>
<b>Auditors' Report</b>	<b>8</b>
<b>Combined financial statements</b>	<b>9</b>
Statement of financial position	10
Statement of financial activities	11
Statement of functional expenses	12
Statement of cash flows	13
Statement of changes in retained earnings and equities	14
<b>Notes to the financial statements</b>	<b>15</b>
Introduction	16
1. Significant accounting policies	17
2. Statement of financial position	20
3. Statement of financial activities	25
4. Sectorial information	27
5. Other information	67

# MSF Missions around the World

Click on a country name to go directly to that country page. Countries with a black label are those with a total expenditure of less than 500k Euros and are included under 'other countries'.



# Activity and Financial Report

For the year ended 31 December 2005

This report is presented along with the financial statements of the organisation for the year ended 31 December 2005. The financial statements have been prepared in accordance with the accounting policies set out in note 1 to the financial statements.

## Objects & Policies

Médecins Sans Frontières (MSF) is an international non-governmental medical-humanitarian organisation. We provide independent medical relief to victims of war, disasters, epidemics and other catastrophes in over 75 countries around the world. We strive to provide assistance to those who need it most, regardless of ethnic origin, religion or political affiliation. To get access to and care for the most vulnerable, MSF's operational policies must remain scrupulously independent of governments, as well as religious and economic powers. We rely on private individuals for the majority of our funding. In the field, we conduct our own assessments, manage projects directly and monitor the impact of our assistance. We also campaign for improved access to medicines for the most vulnerable groups and fund research into the development of drugs for neglected diseases.

MSF is a volunteer organisation. Each year about 2,500 doctors, nurses, logistics specialists and engineers of all nationalities leave on field assignments to join around 25,000 staff in the countries of assistance.

## Organisational Structure

Initially founded in Paris in 1971, MSF has become an international organisation with nineteen sections throughout the world. Each section is an association. Twice a year the president of each section attends the MSF International Council, which is an association, registered in Switzerland. This Council has, amongst others, the responsibility to promote accountability and transparency within the MSF movement; these accounts are a reflection of that responsibility and reflect the financial situation of the movement as a whole. It should be noted that as MSF Greece rejoined the movement in January 2005, the figures for 2004 include only 18 sections, whereas the figures for 2005 include 19 sections.

All those working with MSF agree to abide by the principles of the International Charter of MSF as follows:

## The charter of Médecins sans Frontières

Médecins Sans Frontières is a private international association. The association is made up mainly of doctors and health sector workers and is also open to all other professions, which might help in achieving its aims. All of its members agree to honour the following principles:

- **Médecins Sans Frontières provides assistance to populations in distress, to victims of natural or man-made disasters and to victims of armed conflict. They do so irrespective of race, religion, creed or political convictions.**
- **Médecins Sans Frontières observes neutrality and impartiality in the name of universal medical ethics and the right to humanitarian assistance and claims full and unhindered freedom in the exercise of its functions.**
- **Members undertake to respect their professional code of ethics and to maintain complete independence from all political, economic and religious powers.**
- **As volunteers, members understand the risks and dangers of the missions they carry out and make no claim for themselves of their assigns for any form of compensation other than that which the association might be able to afford them.**

## Overview of activities (to time of publication)

In July 2006, amid intensifying armed conflict between Israeli Defence Forces (IDF) and Lebanese Hezbollah fighters, MSF launched an emergency intervention to help address medical-humanitarian needs. Assistance was offered on the Israeli side dealing with civilian deaths and injured from rocket attacks; however the nature of the conflict was such that there were greater needs and less available assistance in Lebanon.

With a high intensity bombardment cutting major roads and bridges throughout the country, transportation was difficult and dangerous, compelling MSF to make public statements reminding those engaged in the conflict that they had a responsibility to allow assistance to reach civilians caught in the fighting. Though vociferous in such demands, MSF retained its neutrality by refraining from commenting on specific military decisions of either side. This independent and impartial approach to the provision of aid allowed us to move and assist in a context where almost all movement was prevented.

The difficulties reaching people in need in Lebanon are illustrative of a growing problem of access that MSF has confronted over the past year. Despite the relative simplicity of our mission – to provide impartial medical-humanitarian assistance to those in need and prevent loss of life – our ability to obtain access to patients can rarely be assumed. Many of the people we help are trapped within highly charged and complex social and political contexts that create significant barriers to the provision of aid.

## Security concerns

At the time of writing, humanitarian organisations have been reducing activities or pulling out of Darfur, Sudan. Over a million people have been living a survival existence with ‘adequate’ health parameters for over two years in camps in Sudan and Chad, disguising an utter lack of hope and despair that pervades these islands of assistance. These are the lucky ones who manage to have sustained contact with the diminishing and under-funded aid made available to them. Outside the camps, especially in West and North Darfur, violence against civilians continues, accompanied by a significant increase in targeted attacks against aid workers including MSF staff, making land travel and logistical assistance close to impossible. MSF has been working in Darfur since early 2004 and intends to stay as long as we are able to be effective, although the situation is becoming increasingly precarious. Serious security incidents have forced us to reduce activities in the Jebel Marra region, despite an ongoing cholera outbreak, and we can no longer send surgical referrals by road for emergency care. This reduction in the ability to provide basic assistance is likely to have a critical impact on an already fragile health situation.

Likewise in Sri Lanka, a country where we worked for many years during the conflict, seventeen aid workers from the NGO Action Contre la Faim were executed in July 2006. The perpetrators of this outrage have not been identified. With such attacks on clearly identified aid workers, there is a grave concern for the future of assistance in this country. MSF is struggling to get access to areas where there is no humanitarian assistance at all in this brutal civil war.

## An unhealthy mix

Over the past year, there has been a mounting distrust toward aid organisations by those who have the power to grant us access. This mistrust is not always misplaced. The practice of some nongovernmental organisations (NGOs), private contractors and many governments doing ‘humanitarian’ work with a specific political aim causes confusion, and reduces the acceptance of the universal nature of humanitarian assistance. This contributes to a climate where groups opposed to any underlying political aim use confusion as an excuse to attack aid workers. This mounting distrust is just one of the ongoing challenges of providing emergency assistance discussed in an article in these pages by Marilyn McHarg, who underscores our need to adapt to and anticipate not only a changing humanitarian landscape, but also dynamic social, political and even geographical

environments in order to identify where and how we can best provide effective assistance. Addressing the problem of access, she proposes that new strategies must necessarily be developed to carry out our work. As this report goes to press, we are launching a new project to provide reconstructive surgery for wounded Iraqis in Jordan and working with Iraqi medical groups to assist them in responding to the effects of daily violence in that country.

## Coordination: not a panacea

With an ever-growing number of aid organisations, there are now increasing attempts to coordinate humanitarian assistance to control and direct this assistance in a certain direction. Superficially coordination can have positive results allowing various agencies to use their strengths within a comprehensive response; however, “lack of coordination” is currently used as a blanket excuse for every failing of aid assistance. In some cases, it is not a failure of aid but rather a deliberate and politically motivated lack of access to aid for people in need. The intricacies and potential dangers of coordination being provided as a sole response to the failures of aid in the past is discussed in this report by Fabien Dubuet and Emmanuel Tronc, who outline MSF's position whilst the UN implements changes in its system of aid assessment and delivery. MSF remains careful to separate itself from these processes, instead relying on independence of assessment and action to respond to specific needs of specific populations, rather than contributing to a global framework of dubious origins and effectiveness. Independent and impartial assessment is not only a principled, but also a practical approach that allows us safe and rapid access to people in need.

## Effective responses

Despite our concerns around these issues, our records over the past year show a massive volume of medical care to individuals and families around the world: this includes doing more life-saving surgery, treating more malaria, and offering mental health support to more people than ever before. MSF in 2005 provided medical-humanitarian assistance to over 10 million people including major emergency responses following an October earthquake in Asia, and treatment for 26,000 people with cholera in Angola in the spring of 2006, the largest outbreak of this disease in that country in over a decade. But these numbers mean little without reflecting on the relevance of the assistance and the quality of our work: each patient is much more than a statistic and we must be sure that if we treat someone for malaria, for example, that they get a humane consultation, the right diagnosis and treatment. Particularly when we have access to field-appropriate medical and logistical tools, we are able to adopt new methods of treatment to provide relevant and quality care. A novel approach to an old problem of treating malnourished children, mobile feeding centres and the availability of an effective, portable nutritional rehabilitation product helped MSF carry out its largest and most successful response to child malnutrition in Niger in 2005. 63,000 severely malnourished children were

# Financial Report

admitted into MSF programmes, where record cure rates were achieved. Dr. Milton Tectonidis explains this intervention and its importance in an essay within this report – an undertaking that allowed us to demonstrate that death by malnutrition is not necessarily inevitable and can more and more be equated with death by neglect.

Similarly, as we continue to provide a full package of HIV/AIDS prevention and treatment to people and communities in 32 countries, our developing strategy is to decentralise care and increase the number of sites where treatment is available – an approach described in this report by our team in Thyolo, Malawi. The size of scale-up that is truly needed, however, continues to be limited by a shortage of human resources and the state of health systems in many countries and it is unrealistic to believe that these issues will be solved sufficiently to treat everyone with HIV/AIDS. A comprehensive response to this epidemic is precluded by a disgraceful lack of drugs, diagnostics and monitoring tools developed for resource-poor countries, who instead must make do with the detritus of western-focused research. More appropriate tools are urgently needed to address this crisis head-on, to treat many more people despite the human resources and structural crises.

While we are buoyed by the outcomes of our interventions in 2005/2006, we also recognise that MSF can only offer immediate and time-limited solutions. It must be clear, that the modest improvements we can make should be viewed neither as an opportunity for governments and international organisations to abdicate their responsibilities, nor as an alibi for political inaction. Speaking out and raising awareness of this neglect is how we avoid covering up the problem. This year, we include in this report a selection of photos of people from the Democratic Republic of Congo – where human needs have largely been ignored by the international community.

Self-criticism is an essential element of MSF and the 19 sections of MSF went through an internal process this past year aimed at improving our operations and governance structure. Developing from this is a commitment to maintain the transparency of our actions and concretely increase the accountability we display to those we assist and the donors that generously assist our work, for it is reliance on individual donors that allows us to act quickly and independently and in response to human needs.

We see this accountability as a potent tool to reflect openly on our operations and improve them significantly as we meet new challenges and obstacles. MSF will continue to look for new ways to manoeuvre past whatever barriers may arise, logistical, security or political and assist those who are being neglected - firmly grounded in our identity, and our intention to provide quality medical care for people who would otherwise have none.

## Combined Accounts 2005

MSF is pleased to present its audited combined financial accounts. The combined accounts present an aggregation of the financial statements of 19 MSF sections worldwide together with the financial statements of 12 satellite organisations. The financial accounts provide both a view of MSF’s work internationally and also a means of transparency and accountability.

## Income

2005 saw a sharp increase in income for MSF internationally. Incoming resources rose by €191 million, representing an increase in income of 41.7% over 2004. MSF’s total income for the year 2005 was €649 million. We would like to take this opportunity to thank most sincerely all our donors for their continued support, without whom we would be unable to work for the populations which we serve.

## Expenditure

Having outlined the funds available to MSF in 2005, the combined accounts also show the disbursements of those funds. The total expenditure in 2005 was €509 million, which represents an increase of 21% over 2004. This expenditure can be broken down into two main categories, being social mission and other expenses. The table below breaks down these categories further and allocates expenditure accordingly.

	2005 M €	2004 M €
<b>Expenditure Social mission</b>		
Programs	348	277
Headquarters program support	50	44
Témoignage/awareness raising	16	14
Other humanitarian activities	8	8
<b>Total Social Mission</b>	<b>421</b>	<b>344</b>
<b>Other expenses</b>		
Fundraising	60	49
Management and general administration	28	28
<b>*Total other expenses</b>	<b>88</b>	<b>77</b>

\*(there was also a payment of income tax €53k in 2005 and €49k in 2004)

The result of the above is that MSF’s total expenditure 2005 is represented by 83% spent on social mission and 17% on other expenses.

## Tsunami Related Donations\*\*

The Asian Tsunami on 26th December 2004 lead to an enormous response from the general public worldwide. MSF sections worldwide received an unprecedented €111 million, of which €36.4 million was received in 2004, and the balance in 2005. The funds received were used for tsunami-relief operations or “derestricted” or “re-directed” with the consent of the donors and spent where they were most needed within MSF’s ongoing work.

MSF spent a total of €24.5 million in 2004 and 2005 on operations in the regions affected by the tsunami – €1.7 million in 2004 and the remainder in 2005. In total €19.7 million was spent in Indonesia, €4.0m in Sri Lanka and €0.8m in India and Thailand. A balance of €2.3 million of restricted tsunami funds remains unspent at the end of 2005. These funds are carried forward in the balance sheet within liabilities under “unspent temporarily restricted funds” (see note 2.13 of the financial statements).

The remainder of the donations received were “derestricted” or “re-directed” with the consent of the donors, with the exception of €1.3 million, which was refunded to donors at their request. MSF offices around the world contacted individuals requesting their permission to use their funds to support MSF’s

work in emergencies elsewhere in the world. An overwhelming majority of the donors agreed to this request with the result that only €2.3 million remains restricted and unspent at the end of 2005. Of the amounts derestricted or re-directed, approximately €30 million were used to fund two other major emergencies, which occurred in 2005: the famine in Niger and the earthquake in Pakistan. Other derestricted or re-directed funds were used to support our work in ongoing conflicts such as Democratic Republic of Congo or the Darfur region of Sudan.

**Rowan Gillies, M.B.B.S.**

*President, MSF International Council*

Expenses 2004/05	M €	%
India	0.6	2.6
Indonesia	19.7	80.5
Sri Lanka	4.0	16.3
Thailand	0.2	0.6
<b>Total</b>	<b>24.5</b>	<b>100</b>

\*\* the tsunami data supplied is unaudited figures

Income 2004/05	M €	%
Funds collected		
• Funds derestricted or re-directed to other crises	82.8	74.7
• Funds reimbursed	1.3	1.1
• Restricted funds spent in 2004/05	24.5	22.1
• Remaining restricted funds to be spent in 2006	2.3	2.1
<b>Total</b>	<b>110.9</b>	<b>100</b>



# Auditors' Report

Year ended December 31, 2005

To the Board of MSF International,

At your request, we have audited the accompanying international combined balance sheet of MSF as of December 31, 2005, and the related international combined statements of income, changes in equity, cash-flow statement, and notes to the financial statements for the year then ended. These international combined financial statements are the responsibility of MSF's management. Our responsibility is to express an opinion on these international combined financial statements based on our audit.

We conducted our audit in accordance with International Standards on Auditing. Those Standards require that we plan and perform the audit to obtain reasonable assurance about whether the financial statements are free of material misstatement. An audit includes examining, on a test basis, evidence supporting the amounts and disclosures in the financial statements. An audit also includes assessing the accounting principles used and significant estimates made by management, as well as evaluating the overall financial statement presentation. We believe that our audit provides a reasonable basis for our opinion.


In our opinion, the accompanying international combined financial statements are prepared, in all material respects, in accordance with MSF accounting policies, as presented in the note 1 to the financial statements.

Without qualifying our opinion we draw your attention to the following point:

Note 1 – Significant Accounting Policies – to the international combined financial statements presents the main deviations from the International Financial Standards and SIC interpretations in the MSF accounting policies.


Paris-La Défense et Neuilly-sur-Seine, October 20, 2006

KPMG Audit




Gilles Salignon

ERNST & YOUNG et Autres



Jean Bouquot

# Combined Financial statements for the year ended 31 December 2005



Statement of financial position

<i>In thousands of euros</i>	Notes
Intangible assets - Net	2,1
Property, plant & equipment - Net	2,2
Financial assets - Net	2,3
<b>Non-current assets - Net</b>	
Inventories - Net	2,4
Grants receivable - Net	2,5
Contributions receivable - Net	2,6
Other receivables - Net	2,7
Other assets	2,8
Cash & equivalents	2,9
<b>Current assets - Net</b>	
<b>Total assets - Net</b>	
Permanently restricted funds	
Unrestricted funds	
Other retained earnings and equities	
<b>Retained earnings and equities</b>	<b>2,14</b>
Provisions and contingent liabilities	2,1
Financial debts	2,11
Accounts payable and accrued expenses	2,12
Deferred income	2,13
Overdrafts	
<b>Liabilities</b>	
<b>Total liabilities and retained earnings</b>	

20th October 2006,



**Bernadette Orbinski-Burke**  
*Treasurer, MSF International Council*

20052004

1.250	451
29.309	28.610
4.925	2.674
<b>35.483</b>	<b>31.736</b>
14.232	12.283
29.271	39.324
12.596	30.068
4.644	4.144
5.820	5.339
352.129	201.805
<b>418.692</b>	<b>292.965</b>
<b>454.174</b>	<b>324.700</b>
2.846	2.837
384.614	236.645
1.519	-3.707
<b>388.979</b>	<b>235.776</b>
3.633	2.954
4.873	4.681
42.722	34.574
13.940	46.652
26	62
<b>65.195</b>	<b>88.924</b>
<b>454.174</b>	<b>324.700</b>

Statement of financial activities

<i>In thousands of euros</i>	Notes	Unrestricted	Restricted
Individuals	3.1.1/4.2.1	420.942	51.771
Private institutions	3.1.1/4.2.1	49.943	20.337
<b>Private Income</b>		<b>470.885</b>	<b>72.108</b>
<b>Public institutional income</b>	<b>3.1.2/4.2.2</b>	<b>177</b>	<b>90.126</b>
<b>Other income</b>	<b>3.1.3/4.2.1</b>	<b>15.401</b>	<b>280</b>
<b>Total Income</b>		<b>486.462</b>	<b>162.514</b>
Programs	3.2/4.2.3	190.912	156.961
Headquarters program support	3,2	45.346	4.157
Témoignage / Awareness raising	3,2	15.738	217
Other humanitarian activities	3,2	7.591	383
<b>Social mission</b>		<b>259.587</b>	<b>161.719</b>
Fundraising	3,2	59.216	613
Management, general and administration	3,2	27.929	177
Income tax	3,2	53	-
<b>Other expenses</b>		<b>87.198</b>	<b>790</b>
<b>Total Expenditure</b>		<b>346.785</b>	<b>162.509</b>
<b>Net exchange gains/losses unrealized &amp; realized</b>		<b>4.076</b>	<b>-4</b>
<b>Surplus/(deficit)</b>		<b>143.753</b>	<b>0</b>

Total 2005Total 2004

472.712	296.014
70.280	46.823
<b>542.993</b>	<b>342.837</b>
<b>90.303</b>	<b>102.890</b>
<b>15.680</b>	<b>12.401</b>
<b>648.976</b>	<b>458.128</b>
347.873	277.319
49.504	44.134
15.955	14.473
7.974	7.942
<b>421.306</b>	<b>343.867</b>
59.829	49.217
28.106	27.955
53	49
<b>87.988</b>	<b>77.220</b>
<b>509.294</b>	<b>421.087</b>
<b>4.071</b>	<b>-2.846</b>
<b>143.753</b>	<b>34.195</b>

# Statement of functional expenses

In thousand of euros

Nature of expenses	Programs	Social mission			
		Headquarters program support	Témoignage / Awareness raising	Other humanitarian activities	Total Social mission
Personnel costs	153.258	34.686	7.377	320	195.641
Travel and transportation	70.116	3.555	891	517	75.080
Medical and nutrition	66.166	53	0	1.221	67.440
Logistics and sanitation	29.171	170	2	533	29.876
Professional services	1.924	853	741	15	3.533
Communications	7.087	1.093	1.417	6	9.603
Publications	-	32	1.004	-2	1.034
Promotional expenses	-	162	3.003	0	3.165
Office expenses	11.058	5.569	1.166	30	17.823
Taxes	774	61	6	0	841
Private grants	1.381	10	8	5.311	6.709
Public institutional grants	0	-	-	0	0
Financial expenses	721	181	27	4	932
Others	6.218	1.337	128	12	7.695
Depreciation	-	1.742	187	7	1.936
<b>Total</b>	<b>347.873</b>	<b>49.504</b>	<b>15.955</b>	<b>7.974</b>	<b>421.306</b>

Nature of expenses	Fundraising	Management, general and administration	Other expenses		Total 2005	Total 2004
			Income tax	Total Other expenses		
Personnel costs	8.041	16.974	-	25.015	220.655	184.712
Travel and transportation	463	1.573	-	2.036	77.115	54.691
Medical and nutrition	6	1	-	7	67.447	60.047
Logistics and sanitation	0	0	-	0	29.876	17.153
Professional services	3.643	2.720	-	6.363	9.896	8.318
Communications	8.168	841	-	9.009	18.612	17.035
Publications	4.528	346	-	4.874	5.908	4.709
Promotional expenses	30.504	657	-	31.161	34.326	29.369
Office expenses	2.834	1.708	-	4.542	22.366	20.546
Taxes	20	68	53	141	982	657
Private grants	0	27	-	27	6.736	4.924
Public institutional grants	-	-	-	-	0	0
Financial expenses	1.072	1.509	-	2.581	3.513	3.719
Others	183	588	-	772	8.466	11.768
Depreciation	368	1.092	-	1.460	3.396	3.438
<b>Total</b>	<b>59.829</b>	<b>28.106</b>	<b>53</b>	<b>87.988</b>	<b>509.294</b>	<b>421.087</b>

# Statement of cash flows

In thousands of euros

## Cash flows from humanitarian and functioning activities

### 1. Cash flows from private donors

- Private income

*Elimination of expenses and income with no impact on cash flows or not related to humanitarian and functioning activities*

- Permanently restricted contributions and income

*Variation in working capital requirements*

- Change in receivables from private donors
- Change in deferred income on private grants
- Change in unspent temporarily restricted funds

### 2. Cash flows from public institutional agencies

- Public institutional income

*Variation in working capital requirements*

- Change in public institutional assets
- Change in public institutional liabilities

### 3. Others cash flows from humanitarian and functioning activities

- Other income
- Social mission expenditure
- Others expenses

*Elimination of expenses and income with no impact on cash flows or not related to humanitarian and functioning activities*

- Permanently restricted contributions and income
- Depreciation, amortization, provisions
- Write-off of non-current assets
- Proceeds on disposals of non-currents assets
- Investment subsidies as income
- Gains/losses resulting from financial assets and debts
- Change in other receivables and current assets
- Change in other current liabilities

### Net cash provided by/(used for) humanitarian and functioning activities (A) = 1+2+3

### Cash flows from investing activities

Investments in non-current assets

Proceeds on disposals of non-currents assets

Investment subsidies as income

Change in investment subsidies liabilities

### Net cash provided by/(used for) investing activities (B)

### Cash Flows From Financing Activities

Permanently restricted contributions and income

Gains/losses resulting from financial assets and debts

Change in financial debts

Change in capital

### Net cash provided by/ (used for) financing activities (C)

Effect of exchange rate fluctuations (D)

Effect of changes in accounting principles and structure (E)

Effect of changes in combination's scope (F)

### Change in cash and equivalents (A+B+C+D+E+F)

### Opening cash and equivalents (G)

### Closing cash and equivalents (A+B+C+D+E+F+G)

2005

2004

531.305

542.993

-1

20.592

406

-32.686

97.633

90.303

8.726

-1.395

-490.788

15.680

-421.306

-87.988

0

4.522

46

-26

-159

-6.529

-2.420

7.392

138.149

-3.990

26

159

-44

-3.849

0

6.529

192

20

6.741

8.277

-1.279

2.384

150.424

201.743

352.167

351.366

342.837

-1

-26.734

-831

36.096

94.255

102.890

-10.159

1.524

-403.905

12.401

-343.867

-77.220

0

3.713

72

-456

-92

-2.316

1.395

2.464

41.716

-3.653

456

92

1.091

-2.015

2

2.316

-313

0

2.004

-3.468

-118

38.118

163.631

201.749



# Statement of changes in retained earnings and equities

In thousands of euros

	Notes	Opening	Surplus / Deficit	Change in subscribed capital	Assets revaluation	Foreign exchange gain / loss	Other movements	Closing
Permanently restricted funds	2,14	2.837	0			0	9	2.846
Unrestricted funds	2,14	236.645	144.005		-17	0	3.982	384.614
<b>Retained earnings</b>		<b>239.482</b>	<b>144.005</b>		<b>-17</b>	<b>0</b>	<b>3.991</b>	<b>387.461</b>
Capital for foundations		136		20		0	0	155
Combination adjustment		475	-252				0	223
Translation adjustment		-4.317				5.458	0	1.140
<b>Other retained earnings and equities</b>		<b>-3.707</b>	<b>-252</b>	<b>20</b>		<b>5.458</b>	<b>0</b>	<b>1.519</b>
<b>Total retained earnings and equities</b>		<b>235.776</b>	<b>143.753</b>	<b>20</b>	<b>-17</b>	<b>5.458</b>	<b>3.991</b>	<b>388.979</b>

## Notes to the financial statements

Introduction

Médecins Sans Frontières (MSF) is an international humanitarian aid organisation that provides emergency medical assistance to populations in danger in more than 80 countries. In countries where health structures are insufficient or even non-existent, MSF collaborates with authorities such as the Ministry of Health to provide assistance. MSF works in rehabilitation of hospitals and dispensaries, vaccination programmes and water and sanitation projects. MSF also works in remote health care centres, slum areas and provides training of local personnel. All this is done with the objective of rebuilding health structures to acceptable levels.

In carrying out humanitarian assistance, MSF seeks also to raise awareness of crisis situations; MSF acts as a witness and will speak out, either in private or in public about the plight of populations in danger for whom MSF works. In doing so, MSF sets out to alleviate human suffering, to protect life and health and to restore and ensure respect for the human beings and their fundamental human rights.

It is part of MSF’s work to address any violations of basic human rights encountered by field teams, violations perpetrated or sustained by political actors. It does so by confronting the responsible actors themselves, by putting pressure on them through mobilisation of the international community and by issuing information publicly. In order to prevent compromise or manipulation of MSF’s relief activities, MSF maintains neutrality and independence from individual governments. The organisation also tries to ensure that the majority of funds raised for its work come directly from contributions from the general public. By remaining independent, MSF guarantees equal access to its humanitarian assistance.

MSF has been setting up emergency medical aid missions around the world since 1971. Médecins Sans Frontières is a private, not-for-profit, international organization. It is comprised of 19 national sections in Australia, Austria, Belgium, Canada, Denmark, France, Germany, Holland, Hong Kong, Italy, Japan, Luxembourg, Norway, Spain, Sweden, Switzerland, the United Kingdom, the United States, and - since January 2005 - Greece, and an international office in Geneva. The search for efficiency has led MSF to create 12 specialized organizations - called “satellites” - in charge of specific activities such as humanitarian relief supplies, epidemiological and medical research studies, and research on humanitarian and social action. These satellites, considered as related parties to the sections include: Transfer (re-named MSF-Supply since January 2006) in Belgium, MSF-Logistique, Epicentre, Fondation MSF, Etat d’Urgence Production, Urgence et Développement Alimentaire, MSF Assistance, SCI MSF, SCI Sabin in France, MSF-Luxembourg Etablissement d’Utilité Publique in Luxembourg, MSF Foundation Kikin in Japan, and MSF Enterprises Limited in the United Kingdom.

1 Significant accounting policies

A combination aggregates the financial statements of several separate entities without investment relationships into a single group whereas a consolidation collates different affiliates of a single parent entity in its financial statements.

**Specific methods used for combined accounts**  
**Equity accumulation**  
Since the first combination of an entity does not result from the purchase of shares, combined equity represents the aggregated equity capital and the aggregated other equity from the combined entities and the group equity proportion from the companies which have been previously consolidated. Investments between group entities are eliminated against equity.

**Minority Interests**  
When equity and other equity from combined entities are aggregated, minority interests cannot be recognised. Minority interests from entities consolidated are presented separately on the liability side of the combined balance sheet.

**Initial measurement of the combined entities’ assets and liabilities**  
Since the first combination of an entity does not result from the purchase of shares but from a pooling of economic interests, neither goodwill nor fair value adjustments exist. Assets and liabilities of each combined entity are initially measured at net book value, adjusted according to the group accounting principles at the date of the first combination, by distinguishing gross value, depreciation and impairment. The variance due to the harmonization of the group accounting principles is added or deducted from the combined equity.

**Subsequent measurement of the combined entities’ assets and liabilities**  
After the first combination, capital gains or losses, provision allowances and reversals contribute to the combined surplus or deficit. However, harmonized values which prove to be unjustified due to an error in the first combination have to be corrected, and result in a retrospective modification of combined equity. All the previously listed entities are included in the combination perimeter. The resulting combined financial statements comprise:

- a statement of financial position,
- a statement of financial activities,
- a statement of functional expenses,
- a statement of cash-flows,
- a statement showing changes in retained earnings and equities,
- the notes to the financial statements.

The combined financial statements have been prepared in accordance to and comply with the MSF accounting policies.

Although the International Accounting Standards (IAS) - also called International Financial Reporting Standards (IFRS) - do not contain specific guidelines for not-for-profit and non-governmental organizations concerning the accounting treatment (of non-reciprocal transfers, e.g. donations, in particular) and the presentation of the financial statements, MSF accounting policies are in compliance with most of the IFRS as adopted by the International Standards Board (IASB) and interpretations issued by the Standing Interpretations Committee (SIC) of the IASB. Main deviations to the IFRS relate to IAS 17 (Leases) for the depreciation policy used, to IAS 19 (Employee Benefits), to IAS 39 (Financial Instruments: Recognition and Measurement) and IAS 32 (Financial Instruments: Disclosure and Presentation).

**1.1 Basis of presentation**  
The financial statements are presented in euros, rounded to the nearest thousand. They are prepared on the historical costs convention, revaluated at their fair value, with the exception of tangible and intangible assets. The financial statements have been prepared and presented according to the principles of fair presentation, accruals, matching, going concern, consistency and prudence. Figures are rounded and therefore may vary slightly from the amounts presented in other documents or rounding off addition differences may exist.

**1.2 Foreign currency translation**  
The combined statement of financial position is translated into euros at the year-end rate. The combined statement of financial activities and statement of functional expenses are converted at the average rate for the current year. The main exchange rates compared to euro are the following:

	Closing Rate 2005	Average Rate 2005	Closing Rate 2004	Average Rate Y-1 2004
AUD	1,61	1,63	1,75	1,69
CAD	1,37	1,51	1,64	1,62
CHF	1,56	1,55	1,54	1,54
DKK	7,46	7,45	7,44	7,44
EUR	1,00	1,00	1,00	1,00
GBP	0,69	0,68	0,71	0,68
HKD	9,15	9,68	10,59	9,69
JPY	138,90	136,85	139,65	134,44
NOK	7,99	8,01	8,24	8,37
SEK	9,39	9,28	9,02	9,12
USD	1,18	1,24	1,36	1,24

**1.3 Change in accounting policies**  
The 2005 financial statements do not contain any changes in accounting policies compared to 2004.

1.4 Intangible assets and property, plant and equipment

Intangible assets are recorded at historical value and depreciated on a straight-line basis over a 3-year period. Property, plant and equipment are recorded at their acquisition cost, including incidental expenses. They are depreciated using the straight-line method with estimated useful lives as follows:

- Land: no depreciation,
- Buildings: 50 years,
- Fixtures: 5 years,
- Furniture, computers, machinery and equipment: 3 to 5 years
- Other tangible assets: 3 to 10 years.

The purchase cost of fixed assets used in the field for program purposes is charged directly to program expenses and not depreciated, because of their accelerated useful life.

Finance leases

Assets acquired under long term finance leases are capitalized and recorded in the statement of financial position as tangible fixed assets. They are depreciated over the shorter of their estimated useful life and the lease term. The associated obligations are included in financial debts.

1.5 Financial assets

Long-term investments are stated at fair value. Other financial assets are recorded at historical cost.

1.6 Inventories

Inventories held at headquarters and satellites are recorded at weighted average of purchase prices. All goods and materials present in the field are recognized as expenditure when transferred from headquarters and satellites to the field or when bought locally. Appropriate inventory reserves are recorded based on stock coverage, expiration date and damaged items.

1.7 Receivables and other assets

Grants receivable correspond to funds owed to MSF by third parties according to a formal agreement. They result from the differences between the cumulated allowable expenses incurred and the funds received for each of these agreements. Contributions receivable include donations not yet received for which MSF is certain to collect the money, and also legacies and bequests received and designated for disposal. Donations are accounted for at historical value; legacies and bequests at their best estimated amount. Other receivables and other assets are recorded at their historical value.

1.8 Cash and equivalents

MSF considers short-term deposits, cash in headquarters and cash in the field as cash and equivalents. Amounts are recorded at historical value or at fair value depending on the nature of the asset. For the statement of cash-flow, overdrafts are included as a negative component of cash and equivalents.

1.9 Provisions and contingent liabilities

Provisions and contingent liabilities are valued at best estimate when MSF has a legal or constructive obligation as the result of a past event, and if it is probable that an outflow of assets will be required to settle the provision. The financial statements do not contain any provisions concerning employee benefits.

1.10 Financial debts, accounts payable and accrued expenses

The financial debts are recorded at historical value. Trade accounts payable to suppliers are recorded on an invoice basis when the invoices are received before year-end, or valued at best estimate if no invoices are received before year-end. Accrued personnel expenses are recorded at cost, except for provisions which are estimated. Grants payable and other debts are accounted for at their nominal value.

1.11 Deferred income

Deferred income on public institutional and private grants are recognized on the basis of the difference between the cash received and the cumulated allowable expenses to date for each of the formal agreements concerned. Unspent restricted donations represent contributions received with a specific earmarking, which have not been spent at the year-end.

1.12 Retained earnings and equities

Retained earnings represent cumulated surpluses and deficits of current and previous years.

They are compromised of:

- Permanently restricted funds, which may be capital funds, where the assets are required by the donors to be invested or retained for actual use, rather than expended, or which may be the minimum compulsory level of retained earnings to be maintained in some countries.
- Unrestricted funds, which are unspent donor non-designated funds expendable at the discretion of MSF's trustees in furtherance of our social mission.

Other retained earnings and equities represent foundations' capital, combination restatements between certain sections and satellites and translation adjustments (for the combination restatements related to exchange rate differences).

1.13 Income

MSF's income comprises contributions from the public generosity, and public institutional bodies, as well as revenues from other activities. Private income is provided by individuals and private organisations (companies, trusts and foundations, and other not-for-profit organisations). Public institutional income represents grants (i.e. contributions based on contracts for specific projects), subsidies and donations received or pledged directly from / by public institutional bodies such as governments or multi-lateral agencies.

Income from other activities is mainly from merchandising, equipment and services provided to other organizations, and financial transactions.

Restrictions

Income is considered restricted only when subject to a donor-imposed restriction. Donors include all the external parties which contribute to MSF's resources. A donor-imposed restriction is a stipulation and limitation in the use of contributed assets or monetary donations. The restriction can be limited to purpose (country, project, type of intervention, specific activities), time or specific wishes (vaccines...). Donations with donor-imposed restrictions are reported as restricted for their full amount. Unspent restricted donations are carried forward as deferred income. Grants are reported as restricted for the allowable expenses incurred in the current year.

Donations

Donations are based on non-reciprocal transfers of cash or other assets, or cancellation of liabilities. They are recognised upon cash receipt.

Legacies and bequests

If restricted by a donor's will for use by the organisation (selling or distribution forbidden), legacies and bequests are accounted for as restricted income and as the appropriate nature of asset (building, other financial assets, other inventories) when accepted by the board for their estimated amount. If not restricted by donors, legacies and bequests are accounted for upon realisation (i.e. cash receipt).

Grants

Grants are recognised as income for the allowable expenses incurred in the current year. At year-end, the difference between the cash received and the cumulated expenses incurred is accounted for as grants receivable or deferred income.

In-kind donations and services

In-kind donations and services are not valued and therefore not accounted for in the statement of financial activities. As MSF is an international movement, an aggregate of the in-kind contributions and services valued at average market prices or valued at the market prices in force in the different countries would have been meaningless and misleading in terms of comparability. Volunteerism is not valued either because it represents one of the bases of the MSF charter and principles. From a volunteer's standpoint, this involvement is a personal choice that a valuation at a market price denies. From MSF's standpoint, this is also a choice made in accordance with its principles, and a monetarisation of this involvement would not represent a fair indicator of the services provided by the volunteers. However, an inventory of volunteers' assistance is presented in the notes 4.2.3 and 5.2.

1.14 Expenditure

Expenses are allocated according to the full cost method. The principle of the full cost method is to collate under each expenses' category, not only the direct costs that are specifically associated with it (direct allowable costs), but also an apportionment of the indirect costs (overheads). Therefore all expenditure categories include salaries, direct costs and allocated overheads (building costs, depreciation...).

## 2 Statement of financial position

### 2.1 Intangible assets

Mainly comprises softwares and licenses.

	Opening	Additions	Disposals	Foreign exchange gain / loss	Other movements	Closing
Intangible assets - gross value	6.564	1.272	-164	-1	83	7.754
Depreciations	-6.113	-520	161	1	-32	-6.504
<b>Intangible assets - Net</b>	<b>451</b>	<b>752</b>	<b>-4</b>	<b>0</b>	<b>51</b>	<b>1.250</b>

### 2.2 Property, plant and equipment

Mainly comprises the head offices of some of the entities.

	Opening	Additions	Disposals	Foreign exchange gain / loss	Other movements	Closing
Land	5.783	0	0	-9	75	5.849
Buildings	21.064	19	0	-16	2.395	23.461
Fixtures	6.119	238	-31	-8	-29	6.289
Furniture	3.374	120	-55	78	94	3.610
Computers	6.690	1.066	-284	121	119	7.713
Machinery & equipment	1.754	136	-20	8	21	1.899
Other tangible assets	1.322	524	-127	0	-453	1.266
<b>Property, plant &amp; equipment - gross value</b>	<b>46.106</b>	<b>2.103</b>	<b>-516</b>	<b>174</b>	<b>2.221</b>	<b>50.087</b>
<b>Depreciation</b>	<b>-17.496</b>	<b>-3.279</b>	<b>474</b>	<b>-130</b>	<b>-349</b>	<b>-20.779</b>
<b>Property, plant &amp; equipment - Net</b>	<b>28.610</b>	<b>-1.176</b>	<b>-42</b>	<b>44</b>	<b>1.872</b>	<b>29.309</b>

#### Finance leases

At the end of the year, the net value of capitalized assets stands at 2,222 thousand euro, and capitalized lease obligations at 2,726 thousand euro. The total reimbursements for the current year amount to 220 thousand euro, and the rent expenses to 390 thousand euro.

### 2.3 Financial assets

Financial assets consist primarily of loans, investments and other financial assets such as deposits. They are intended to be held for more than one year.

	Gross value	Provision	Net value 2005	Net value 2004
Loans	9	-9	0	0
Long-term investments	3.566	0	3.566	1.745
Other financial assets	1.370	-12	1.359	929
<b>Total financial assets</b>	<b>4.945</b>	<b>-20</b>	<b>4.925</b>	<b>2.674</b>

Breakdown by maturity date of the net other financial assets is as follows:

	< 1 year	> 1 year and < 5 years	> 5 years	Total 2005
<b>Other financial assets - Net</b>	<b>819</b>	<b>164</b>	<b>376</b>	<b>1.359</b>

### 2.4 Inventories

	Gross value	Provision	Net value 2005	Net value 2004
Medical and non-medical relief goods	13.405	-219	13.187	11.239
Other inventories	1.045		1.045	1.044
<b>Total inventories</b>	<b>14.450</b>	<b>-219</b>	<b>14.232</b>	<b>12.283</b>

### 2.5 Grants receivable

	Gross value	Provision	Net value 2005	Net value 2004
<b>Grants receivable from private donors</b>	<b>3.597</b>		<b>3.597</b>	<b>4.090</b>
<b>Grants receivable from public institutional agencies</b>	<b>25.758</b>	<b>-84</b>	<b>25.674</b>	<b>35.234</b>
• ECHO and EU institutions	14.084	-84	14.000	25.235
• UN institutions	253		253	731
• American governments	79		79	156
• Asian governments	31		31	0
• EU European governments	11.197		11.197	8.970
• Non EU European governments	79		79	121
• Oceanian governments	0		0	0
• Other governments	35		35	20
<b>Total grants receivable</b>	<b>29.355</b>	<b>-84</b>	<b>29.271</b>	<b>39.324</b>

All these grants are considered to be received within the following year.

### 2.6 Contributions receivable

At December 31st 2005, the committed outstanding amount represents 12,596 thousand euro and is considered to be received within the following year.

2.7 Other receivables

Other receivables mainly relate to services provided and goods sold to other organizations. At December 31st 2005, the committed outstanding amount represents 4,644 thousand euro and is considered to be received within the following year.

2.8 Other assets

Other assets mainly include prepaid expenses. Breakdown by maturity date is as follows:

	< 1 year	> 1 year and< 5 years	> 5 years	Total 2005
Other assets	5.209	494	117	5.820

2.9 Cash and equivalents

	2005	2004
Short-term deposits	227.825	100.327
Cash in headquarters	100.177	83.560
Cash in the field	24.126	17.919
Cash & equivalents	352.129	201.80

2.10 Provisions and contingent liabilities

The following table shows the changes in provisions and contingent liabilities of the period:

	Opening	Additional provisions	Amounts used	Unused amounts reversed	Foreign exchange gain/loss	Other movements	Closing
Provisions and contingent liabilities	2.954	804	-16	-108	-2	0	3.633

The government of the Netherlands presented a claim before Geneva’s court of first instance ordering MSF-Switzerland to pay 770 thousand euro (resulting in interest of 5% as of 15 June 2004). MSF-Switzerland opposes this claim and has in turn submitted a reconventional claim demanding that the government of the Netherlands restore the sum of 230 thousand euro held in its account.

After an exchange of documents, inquiry began in spring 2005 and is still on-going. No provision has been created regarding the demand of the government of the Netherlands. The receivable of 230 thousand euro is not recognized among MSF’s assets. The probability exists that the government of the Netherlands will have to reimburse this amount at the end of the suit.

2.11 Financial debts

Their breakdown by maturity date is the following:

	< 1 year	> 1 year and< 5 years	> 5 years	Total 2005	Total 2004
Borrowings and loans	2.148	0		2.148	1.785
Capitalized lease obligation	239	1.070	1.417	2.726	2.896
Financial Debts	2.386	1.070	1.417	4.873	4.681

2.12 Accounts payable and accrued expenses

Accounts payable and accrued expenses are composed of amounts owed to suppliers, employees and tax authorities, and of grants payable to external organizations. The details of the accounts payable and accrued expenses are disclosed below:

	2005	2004
Trade accounts payable and accruals	24.740	19.460
Accrued personnel expenses	8.743	7.826
Accrued taxes and income tax payable	1.660	1.392
Public institutional grants payable	631	516
Private grants payable	477	1.063
Other liabilities	6.471	4.316
Accounts payable and accrued expenses	42.722	34.574

Their breakdown by maturity date is the following:

	< 1 year	> 1 year and< 5 years	> 5 years	Total 2005
Accounts payable and accrued expenses	41.565	644	513	42.722

2.13 Deferred income

	2005	2004
Deferred income on public institutional grants	3.461	6.400
Deferred income on private grants	647	239
Unspent temporarily restricted funds	6.763	37.968
Other deferred income	94	26
Gross value of investment subsidies	2.975	2.019
Deferred income	13.940	46.652

Its breakdown by maturity date is the following:

	< 1 year	> 1 year and< 5 years	> 5 years	Total 2004
Deferred income	12.596	1.344		13.940

The cumulative unspent donor-designated funds will be strictly spent in accordance with the donors’ desire (e.g. specific countries or types of interventions) as the need arise. The schedule on the next page shows their year-end position.



	Opening	Raised in previous years and spent in 2005	Raised in 2005 but not spent	Foreign exchange gain / loss	Other movements	Closing
Afghanistan	0	0	17	0	0	17
Algeria	20	-1	0	0	0	19
Angola	0	0	3	0	0	3
Burkina Faso	5	-5	10	0	0	10
Cambodia	0	0	74	0	0	73
Central African Republic	0	0	3	0	0	3
Congo, Democratic Republic of the	0	0	194	0	0	194
East Timor	1	0	0	0	0	1
Eritrea	1	0	0	0	0	1
Guatemala	0	0	1	0	0	1
Haiti	12	0	1	0	0	13
India excluding Tsunami	0	0	7	0	0	7
Iran	135	-47	0	1	0	88
Iraq	4	-1	2	0	0	5
Ivory Coast	83	-83	1	0	0	1
Kazakhstan	0	0	1	0	0	1
Kenya	0	0	1	0	0	1
Korea, North	3	-3	0	0	0	0
Lebanon	1	0	0	0	0	1
Malawi	0	0	271	0	0	271
Morocco	0	0	2	0	0	2
Mozambique	0	0	73	0	0	73
Pakistan	0	0	1,544	14	0	1,559
Palestinian territories	37	-38	6	3	0	8
Serbia and Montenegro	502	-503	0	0	0	0
Somalia	2	-2	0	0	0	0
South Africa	36	-37	0	1	0	1
Sudan	1,576	-1,538	19	2	0	60
Tsunami	34,285	-34,285	930	1,385	0	2,315
Turkmenistan	1	-1	0	0	0	0
Uganda	0	0	1	0	0	1
Zimbabwe	1	-1	0	0	0	0
Other countries or restrictions	1,262	-202	901	86	-12	2,035
<b>Unspent temporarily restricted funds</b>	<b>37,968</b>	<b>-38,226</b>	<b>5,540</b>	<b>1,493</b>	<b>-12</b>	<b>6,763</b>

Other countries or restrictions represent either the countries for which restricted funds lower than one thousand euro remain unspent, or transversal restrictions.

They mainly include:

- a balance of 703 thousand euro from an original contribution of 841 thousand euro earmarked to the purchase of meningitis vaccines. These vaccines have actually been

2.14 Retained earnings and equities

MSF's retained earnings have been built up over the years by surpluses of income over expenses. As of end of 2005, the available portion (unrestricted funds less the translation adjustment) represents 9.1 months of activity. The purpose of maintaining retained earnings is to meet the following needs: future major humanitarian emergencies for which

bought but only partly used at year-end. The donation is recognized as income as and when the vaccines are be consumed.

- a donation of 156 thousand euro restricted to the construction of a logistics warehouse and recognized as income as the asset is depreciated,
- annuity trusts of 578 thousand euro.

sufficient funding cannot be obtained, and/or a sudden drop of private and/or public institutional funding, and the sustainability of long-term programs (e.g. ARV treatment programs), as well as the pre-financing of operations to be funded by upcoming public funding campaigns and/or by public institutional funding.

3 Statement of financial activities

3.1 Income

3.1.1. Private income

Income from individuals includes:

	2005	2004
Donations	435,657	267,718
Legacies and bequests	36,951	28,179
Membership fees	104	116
<b>Individuals</b>	<b>472,712</b>	<b>296,014</b>

Donations and grants from private institutions mainly come from the following sources:

Companies	30,731	14,363
Trusts & foundations	16,498	12,437
Lottery & special events	18,523	16,453
Joint-appeals	1,155	2,193
Other private institutions	3,373	1,377
<b>Donations and grants from private institutions</b>	<b>70,280</b>	<b>46,823</b>

3.1.2. Public institutional income

The table below presents the breakdown of donations and grants awarded by public institutional bodies classified by geographical origin:

ECHO and EU institutions	26,087	35,712
UN institutions	1,022	2,579
American governments	2,419	2,443
Asian governments	36	133
EU European governments	50,493	51,896
Non EU European governments	10,055	9,565
Oceanian governments	2	403
Other governments	189	159
<b>Public institutional income</b>	<b>90,303</b>	<b>102,890</b>

3.1.3. Other income

Interest/investment income	6,533	2,316
Merchandising	916	1,088
Equipment & services sold to other organizations	1,251	4,336
Other revenues	6,981	4,661
<b>Other income</b>	<b>15,680</b>	<b>12,401</b>

### 3.2 Expenditure

#### Program expenses by nature and continent

	Africa	America	Asia	Europe	Oceania	Unallocated	Total 2005	Total 2004
Expatriate staff	58.731	5.238	15.642	3.644		2.310	85.565	72.572
National staff	60.920	5.743	9.944	3.888		160	80.656	63.533
Operational running expenses	13.140	1.185	3.468	1.520		327	19.639	18.451
Medical and nutrition	46.927	4.221	12.628	2.225	0	164	66.166	58.270
Logistics and sanitation	12.121	827	15.824	320		79	29.171	16.397
Transport, freight, storage	40.539	1.619	17.065	685	0	273	60.182	41.118
Training and local support	1.883	348	785	236		63	3.314	3.247
Consultants and field support	1.888	324	482	161		-273	2.582	2.701
Private and public institutional grants	131	0	0	22		25	178	372
Miscellaneous	301	17	21	45		37	421	657
<b>Programs</b>	<b>236.581</b>	<b>19.521</b>	<b>75.859</b>	<b>12.746</b>	<b>0</b>	<b>3.166</b>	<b>347.873</b>	<b>277.319</b>

#### Headquarters program support

Headquarters program support relates to headquarters expenses incurred in order to carry out MSF humanitarian operations (e.g. project design, monitoring and evaluation, recruitment of expatriates, activities designated to improve the quality and the effectiveness of MSF operations).

#### Témoignage / awareness-raising

Témoignage / awareness-raising activities comprise expenses incurred by MSF in an educational manner in the furtherance of its social mission. They represent the situations where MSF acts as a witness and speaks out about the plight of the populations it serves through trying to mobilize of the international community and by issuing information publicly in order to inform,

In 2005, the Access to Essential Medicines Campaign constituted 16% of the total témoignage / awareness-raising expenses.

Access to Essential Medicines Campaign  
Other témoignage campaigns and expenses

#### Témoignage / awareness-raising

#### Other humanitarian activities

The other humanitarian activities consist primarily of the cost of the goods sold and services provided to other organizations, as well as MSF's contribution to the Drugs for Neglected Disease initiative, also called DNDi (cf. note 5.1).

#### Fundraising

Fundraising expenses represent the costs incurred for raising funds from all possible sources of income, be they private or public institutional.

put pressure on responsible actors and stimulate action. Too often in the countries where MSF works, we cannot treat our patients because the medicines are too expensive or they are no longer produced. Sometimes, the only drugs we have are toxic or ineffective, and nobody is looking for a better cure. As a medical humanitarian organization, it is fundamentally unacceptable to MSF that access to essential medicines is increasingly impossible, particularly for the common global infectious diseases. Since 1999, MSF has been campaigning internationally to find long-term, sustainable solutions to this crisis. The Campaign is pushing to lower the prices of existing medicines, to bring abandoned drugs back into production, to stimulate research and development for diseases that primarily affect the poor, and to overcome other barriers to access.

#### Management, general and administration

Management, general and administration represents the expenses incurred for the management and the administration of the organization. They consist primarily of expenses associated with executive management, headquarters finance and human resources management, internal communication and the associative life of the organization.

#### Income tax

MSF is exempt from taxes in most countries in which the entities are based

## 4 Sectorial information

### 4.1 Ratios

#### Operational ratios

Operations  
Témoignage / Awareness raising  
Other humanitarian activities

#### Other expenses

#### Total Expenditure

#### Financial independence

Private Income  
Public institutional income  
Other income

#### Total Income

As part of our effort to guarantee independence and strengthen our link with home societies, we have been striving to maintain a high level of private income. Income coming from non public institutional sources represented 86.1% of MSF's total income in 2005. More than 3.4 million individual donors and private funders worldwide made this possible.

### 4.2 Income and expenditure by geographical area

#### 4.2.1 Private and other income by geographical area

	Australia	Austria	Belgium	Canada	Denmark	France
<b>Individuals</b>	<b>14.643</b>	<b>11.322</b>	<b>30.326</b>	<b>14.780</b>	<b>4.662</b>	<b>55.560</b>
• Donations	12.421	10.860	24.742	14.157	3.767	51.376
• Legacies and bequests	2.220	459	5.574	615	895	4.157
• Membership fees	2	3	10	8	0	27
<b>Private institutions</b>		<b>611</b>	<b>816</b>	<b>17</b>	<b>3.493</b>	<b>3.067</b>
• Companies		431	0	0	1.065	2.897
• Trusts & foundations		180	524	0	887	162
• Joint-appeals			0		1.149	
• Lottery & special events			0		392	
• Other private institutions			293	17	0	7
<b>Private Income</b>	<b>14.643</b>	<b>11.932</b>	<b>31.142</b>	<b>14.797</b>	<b>8.156</b>	<b>58.627</b>
Interest/investment income	216	67	654	167	32	861
Merchandising	2	0	0	5	23	481
Equipment & services sold to other organizations		0	106	0	0	1.145
Other revenues	9	0	2.249	22	0	1.833
<b>Other income</b>	<b>227</b>	<b>67</b>	<b>3.009</b>	<b>193</b>	<b>55</b>	<b>4.319</b>

4.2.1 Private and other income by geographical area

	Germany	Greece	Holland	Hong Kong	Italy	Japan	Luxembourg
<b>Individuals</b>	65.248	4.565	23.786	10.792	39.314	12.294	5.215
• Donations	63.629	4.565	17.903	10.792	38.060	11.199	4.231
• Legacies and bequests	1.613		5.872		1.249	1.095	982
• Membership fees	6		11	0	4	0	2
<b>Private institutions</b>	10.594	0	15.802	972	2.037	1.718	454
• Companies	8.435		1.134		1.662	982	378
• Trusts & foundations	25			552	373	10	38
• Joint-appeals		0	7		0		
• Lottery & special events	2.134		14.662	324	2	9	38
• Other private institutions		0	0	95		717	0
<b>Private Income</b>	<b>75.842</b>	<b>4.565</b>	<b>39.588</b>	<b>11.764</b>	<b>41.351</b>	<b>14.012</b>	<b>5.669</b>
Interest/investment income	1.150	54	872	7	202	0	28
Merchandising	6		53		118	51	10
Equipment & services sold to other organizations			0				0
Other revenues	1.383	29	208	0	0	10	50
<b>Other income</b>	<b>2.539</b>	<b>83</b>	<b>1.133</b>	<b>7</b>	<b>320</b>	<b>61</b>	<b>87</b>

	Norway	Spain	Sweden	Switzerland	United Kingdom	United States	2005
<b>Individuals</b>	7.776	28.874	13.138	24.769	17.052	88.597	472.712
• Donations	7.393	27.316	11.798	22.374	15.551	83.521	435.657
• Legacies and bequests	381	1.537	1.338	2.387	1.501	5.076	36.951
• Membership fees	2	20	2	8			104
<b>Private institutions</b>	1.515	1.641	2.759	2.150	1.714	20.920	70.280
• Companies	1.146	1.641	2.394	443	840	7.283	30.731
• Trusts & foundations	218		364	1.602	874	10.690	16.498
• Joint-appeals							1.155
• Lottery & special events	0			97		865	18.523
• Other private institutions	152	0		9	0	2.082	3.373
<b>Private Income</b>	<b>9.292</b>	<b>30.515</b>	<b>15.896</b>	<b>26.919</b>	<b>18.766</b>	<b>109.517</b>	<b>542.993</b>
Interest/investment income	67	409	32	72	301	1.343	6.533
Merchandising	0	150	0	14	3		916
Equipment & services sold to other organizations							1.251
Other revenues	11	591	1	507	45	33	6.981
<b>Other income</b>	<b>78</b>	<b>1.150</b>	<b>33</b>	<b>593</b>	<b>350</b>	<b>1.376</b>	<b>15.680</b>

4.2.2 Public institutional income by geographical area

	2005	2004
<b>ECHO and EU institutions</b>	<b>26.087</b>	<b>35.712</b>
• Humanitarian Aid Office of the European Commission (ECHO)	24.749	33.710
• EU 50/50 cofinancing	278	182
• EU DG I and VIII	727	565
• EU FED	40	25
• EU Rehabilitation Fund	-	28
• EU Food Security Unit	2	10
• EU Others	291	1.194
<b>UN institutions</b>	<b>1.022</b>	<b>2.579</b>
• World Health Organization (WHO)	51	21
• World Food Programme (WFP)	13	18
• High Commissioner for Refugees (HCR)	40	1.620
• International Children's Emergency Fund (UNICEF)	40	46
• World Aid Fund	-	77
• UN Others	877	797
<b>EU-governments and affiliates</b>	<b>50.493</b>	<b>51.896</b>
• Austria	676	585
• Belgium	5.650	6.652
• Denmark	2.305	1.738
• France	57	785
• Germany	99	301
• Holland	4.888	3.585
• Ireland	1.479	2.109
• Italy	586	210
• Luxembourg	6.514	6.080
• Spain	2.311	3.623
• Sweden	7.214	5.565
• United Kingdom	18.715	20.663
<b>Non-EU governments and affiliates</b>	<b>12.512</b>	<b>12.544</b>
• Australia	2	134
• Canada	2.043	2.257
• Hong Kong	0	103
• Japan	36	30
• New Zealand	-	269
• Norway	7.750	7.271
• Switzerland	2.305	2.294
• United States of America	376	186
<b>Other governments and affiliates</b>	<b>189</b>	<b>159</b>
<b>Public institutional income</b>	<b>90.303</b>	<b>102.890</b>

All countries

2005

2004

4.2.3 Expenditure – all countries

Program expenses by nature and funding of the programs by country

Expenses

Expatriate staff	85.565	72.572
National staff	80.656	63.533
Operational running expenses	19.639	18.451
Medical and nutrition	66.166	58.270
Logistics and sanitation	29.171	16.397
Training and local support	3.314	3.247
Transport, freight, storage	60.182	41.118
Consultants and field support	2.582	2.701
Grants	178	372
Miscellaneous	421	657

Programs

347.873

277.319

Logistics satellites’ activities

6.550

5.877

Funding

Public institutional income

86.998

98.536

America

• Embassies - Canada	26	59
• Canadian International Development Agency (Cida) - Canada	1.893	2.013
• Municipalities and regional council - Canada	0	-
• Bureau of Population, Refugees, and Migration (PRM) - USA	-	0
• US Agency for International Development (USAID) - USA	376	186

Asia

• Disaster Relief Fund - Hong Kong	-	103
• Governments - Others - Hong Kong	-	0
• Municipalities and regional council - Hong Kong	0	0
• Embassies - Japan	33	30
• Governments - Others - Japan	3	-

ECHO and EU institutions

• Humanitarian Aid Office of the European Commission (ECHO)	23.782	32.156
• EU 50/50 cofinancing	258	168
• EU DG I and VIII	671	565
• EU FED	40	25
• EU Rehabilitation Fund	-	24
• EU Food Security Unit	2	9
• EU Others	252	1.129

EU Europe

• Embassies - Austria	-	0
• Austrian Development Agency (ADA) - Austria	619	544
• Governments - Others - Austria	0	5
• Municipalities and regional council - Austria	-	10
• Embassies - Belgium	-	19
• AGCD - Belgium	3.709	3.593
• Governments - Others - Belgium	1.021	2.315
• Municipalities and regional council - Belgium	706	249
• Embassies - Denmark	17	35
• Danish Agency for Development Assistance (Danida) - Denmark	2.232	1.646
• Governments - Others - Denmark	0	0
• Governments - Others - France	-	756
• Municipalities and regional council - France	24	30
• Ministry of Foreign Affairs (MFA) - Germany	0	-

All countries

2005

2004

Funding

• Governments - Others - Germany	99	301
• Embassies - Ireland	110	153
• Ireland Aid (DCI) - Ireland	119	1.917
• Governments - Others - Ireland	1.250	-
• Governments - Others - Italy	250	-
• Municipalities and regional council - Italy	336	210
• Ministry of Foreign Affairs (MAE) - Luxembourg	5.548	5.456
• Governments - Others - Luxembourg	407	-
• Embassies - Holland	386	20
• Ministry of Foreign Affairs (BuZa) - Holland	4.466	3.555
• Governments - Others - Spain	-	800
• Municipalities and regional council - Spain	2.311	2.823
• Embassies - Sweden	18	-
• Swedish International Development Cooperation Agency (SIDA) - Sweden	6.340	5.182
• Forum Syd - Sweden	569	148
• Governments - Others - Sweden	-	0
• Embassies - UK	0	4
• Department for International Development (DFID) - UK	17.826	19.596
• Jersey Overseas Aid - UK	447	472
• Governments - Others - UK	0	-
• Municipalities and regional council - UK	-	0

Non EU Europe

9.663

9.108

• Ministry of Foreign Affairs (MFA) - Norway	6.498	6.096
• Norwegian Agency for Development Cooperation (NORAD) - Norway	1.036	913
• Governments - Others - Norway	0	0
• Embassies - Switzerland	4	66
• Development and Cooperation Department (DDC) - Switzerland	1.644	1.778
• Governments - Others - Switzerland	381	19
• Municipalities and regional council - Switzerland	101	236

Oceania

2

394

• Australian Government’s Overseas Aid Program (AusAID) - Australia	-	128
• Governments - Others - Australia	2	-
• Municipalities and regional council - Australia	-	-3
• New Zealand’s International Aid & Development Agency	-	269

UN institutions

998

2.571

• World Health Organization (WHO)	51	21
• World Food Programme (WFP)	13	18
• High Commissioner for Refugees (HCR)	40	1.620
• International Children’s Emergency Fund(UNICEF)	40	46
• World Aid Fund	-	77
• UN Others	853	789

Other governments

189

159

Private and other income

267.425

184.660

Staff information

Expatriate staff	2.227	2.026
National staff	25.855	22.640

Field positions

28.083

24.666

Programs relate to the aid projects undertaken by MSF and include the direct expenses incurred in the different countries of intervention. Logistics satellites' activities represent the indirect costs dedicated to the projects and associated with the delivery of emergency relief supplies. For the year 2005, 347,873 thousand euro were spent in direct connection with the projects and logistics satellites' activities stood at 6,550 thousand euro. These expenses were funded by 86,998 thousand euro coming from public institutional bodies, the balance by unrestricted and restricted private funds. The difference of 3,305 thousand euro between public institutional income as

stated in the statement of financial activities and the amount above-mentioned represents the funding of headquarters expenses and of activities directly undertaken at headquarters level. Staff information is expressed in full-time equivalent. When full-time equivalent cannot be provided, an average number of people is taken into account. Figures for the previous year are presented in total for comparative purposes. They are not presented in the following disclosures for the different countries / regions of interventions because of the emergency nature of MSF's action.

Angola

2005

Expenses

Expatriate staff	4.047
National staff	4.645
Operational running expenses	803
Medical and nutrition	1.953
Logistics and sanitation	388
Training and local support	39
Transport, freight, storage	2.316
Consultants and field support	76
Grants	0
Miscellaneous	14

Programs	14.281
----------	--------

Logistics satellites' activities	316
----------------------------------	-----

Funding

Public institutional income	3.496
-----------------------------	-------

America	-
• Canadian International Development Agency (Cida) - Canada	-
Asia	-
ECHO and EU institutions	1.002
• Humanitarian Aid Office of the European Commission (ECHO)	1.002
EU Europe	2.037
• Governments - Others - Belgium	8
• Danish Agency for Development Assistance (Danida) - Denmark	17
• Ministry of Foreign Affairs (MAE) - Luxembourg	-
• Municipalities and regional council - Spain	121
• Department for International Development (DFID) - UK	1.797
• Jersey Overseas Aid - UK	95
• Governments - Others - UK	0
Non EU Europe	456
• Ministry of Foreign Affairs (MFA) - Norway	-
• Norwegian Agency for Development Cooperation (NORAD) - Norway	318
• Development and Cooperation Department (DDC) - Switzerland	138
• Municipalities and regional council - Switzerland	1
Oceania	-
UN institutions	-
Other governments	-

Private and other income	11.101
--------------------------	--------

Staff information

Expatriate staff	100
National Staff	962

Field positions	1.061
-----------------	-------

Armenia

2005

Expenses

Expatriate staff	733
National staff	900
Operational running expenses	154
Medical and nutrition	264
Logistics and sanitation	245
Training and local support	82
Transport, freight, storage	112
Consultants and field support	23
Grants	0
Miscellaneous	0

Programs	2.513
----------	-------

Logistics satellites' activities	56
----------------------------------	----

Funding

Public institutional income	563
-----------------------------	-----

America	-
Asia	-
ECHO and EU institutions	-
EU Europe	563
• Danish Agency for Development Assistance (Danida) - Denmark	40
• Ireland Aid (DCI) - Ireland	112
• Ministry of Foreign Affairs (MAE) - Luxembourg	200
• Swedish International Development Cooperation Agency (SIDA) - Sweden	0
• Forum Syd - Sweden	211
• Jersey Overseas Aid - UK	-
Non EU Europe	-
Oceania	-
UN institutions	-
Other governments	0

Private and other income	2.005
--------------------------	-------

Staff information

Expatriate staff	25
National Staff	120

Field positions	145
-----------------	-----



Bangladesh	2005	Belgium	2005
<b>Expenses</b>		<b>Expenses</b>	
Expatriate staff	487	Expatriate staff	973
National staff	386	National staff	8
Operational running expenses	74	Operational running expenses	113
Medical and nutrition	182	Medical and nutrition	-6
Logistics and sanitation	50	Logistics and sanitation	10
Training and local support	5	Training and local support	5
Transport, freight, storage	126	Transport, freight, storage	1
Consultants and field support	21	Consultants and field support	0
Grants	0	Grants	22
Miscellaneous	0	Miscellaneous	0
<b>Programs</b>	<b>1.332</b>	<b>Programs</b>	<b>1.126</b>
<b>Logistics satellites’ activities</b>	<b>0</b>	<b>Logistics satellites’ activities</b>	<b>5</b>
<b>Funding</b>		<b>Funding</b>	
<b>Public institutional income</b>	<b>4</b>	<b>Public institutional income</b>	<b>116</b>
<b>America</b>	-	<b>America</b>	-
<b>Asia</b>	-	<b>Asia</b>	-
<b>ECHO and EU institutions</b>	-	<b>ECHO and EU institutions</b>	-
<b>EU Europe</b>	-	<b>EU Europe</b>	<b>116</b>
• Swedish International Development Cooperation Agency (SIDA) - Sweden	-	• AGCD - Belgium	-
<b>Non EU Europe</b>	<b>4</b>	• Governments - Others - Belgium	116
• Ministry of Foreign Affairs (MFA) - Norway	4	• Municipalities and regional council - Belgium	-
<b>Oceania</b>	-	<b>Non EU Europe</b>	-
<b>UN institutions</b>	-	<b>Oceania</b>	-
<b>Other governments</b>	-	<b>UN institutions</b>	-
		• High Commissioner for Refugees (HCR)	-
		<b>Other governments</b>	-
<b>Private and other income</b>	<b>1.328</b>	<b>Private and other income</b>	<b>1.016</b>
<b>Staff information</b>		<b>Staff information</b>	
Expatriate staff	12	Expatriate staff	24
National Staff	229	National Staff	0
<b>Field positions</b>	<b>241</b>	<b>Field positions</b>	<b>24</b>

Benin	2005	Bolivia	2005
<b>Expenses</b>		<b>Expenses</b>	
Expatriate staff	279	Expatriate staff	466
National staff	235	National staff	209
Operational running expenses	52	Operational running expenses	109
Medical and nutrition	85	Medical and nutrition	138
Logistics and sanitation	64	Logistics and sanitation	21
Training and local support	35	Training and local support	18
Transport, freight, storage	65	Transport, freight, storage	188
Consultants and field support	11	Consultants and field support	30
Grants	0	Grants	0
Miscellaneous	-	Miscellaneous	1
<b>Programs</b>	<b>826</b>	<b>Programs</b>	<b>1.181</b>
<b>Logistics satellites’ activities</b>	<b>13</b>	<b>Logistics satellites’ activities</b>	<b>29</b>
<b>Funding</b>		<b>Funding</b>	
<b>Public institutional income</b>	<b>566</b>	<b>Public institutional income</b>	<b>70</b>
<b>America</b>	-	<b>America</b>	-
<b>Asia</b>	-	<b>Asia</b>	-
<b>ECHO and EU institutions</b>	-	<b>ECHO and EU institutions</b>	-
<b>EU Europe</b>	<b>566</b>	<b>EU Europe</b>	<b>70</b>
• Ministry of Foreign Affairs (MAE) - Luxembourg	566	• Municipalities and regional council - Spain	70
<b>Non EU Europe</b>	-	<b>Non EU Europe</b>	-
<b>Oceania</b>	-	<b>Oceania</b>	-
<b>UN institutions</b>	-	<b>UN institutions</b>	-
<b>Other governments</b>	-	<b>Other governments</b>	-
<b>Private and other income</b>	<b>272</b>	<b>Private and other income</b>	<b>1.140</b>
<b>Staff information</b>		<b>Staff information</b>	
Expatriate staff	11	Expatriate staff	16
National Staff	94	National Staff	50
<b>Field positions</b>	<b>105</b>	<b>Field positions</b>	<b>66</b>

Brazil	2005	Burkina Faso	2005
<b>Expenses</b>		<b>Expenses</b>	
Expatriate staff	67	Expatriate staff	552
National staff	372	National staff	506
Operational running expenses	84	Operational running expenses	188
Medical and nutrition	35	Medical and nutrition	781
Logistics and sanitation	1	Logistics and sanitation	167
Training and local support	130	Training and local support	145
Transport, freight, storage	52	Transport, freight, storage	207
Consultants and field support	94	Consultants and field support	26
Grants	0	Grants	0
Miscellaneous	0	Miscellaneous	-
<b>Programs</b>	<b>835</b>	<b>Programs</b>	<b>2.573</b>
<b>Logistics satellites' activities</b>	<b>0</b>	<b>Logistics satellites' activities</b>	<b>41</b>
<b>Funding</b>		<b>Funding</b>	
<b>Public institutional income</b>	<b>-</b>	<b>Public institutional income</b>	<b>1.538</b>
<b>America</b>	<b>-</b>	<b>America</b>	<b>-</b>
<b>Asia</b>	<b>-</b>	<b>Asia</b>	<b>-</b>
<b>ECHO and EU institutions</b>	<b>-</b>	<b>ECHO and EU institutions</b>	<b>-</b>
<b>EU Europe</b>	<b>-</b>	<b>EU Europe</b>	<b>1.514</b>
<b>Non EU Europe</b>	<b>-</b>	• Ministry of Foreign Affairs (MAE) - Luxembourg	1.514
<b>Oceania</b>	<b>-</b>	<b>Non EU Europe</b>	<b>-</b>
<b>UN institutions</b>	<b>-</b>	<b>Oceania</b>	<b>-</b>
<b>Other governments</b>	<b>-</b>	<b>UN institutions</b>	<b>-</b>
<b>Other governments</b>	<b>-</b>	<b>Other governments</b>	<b>24</b>
<b>Private and other income</b>	<b>835</b>	<b>Private and other income</b>	<b>1.076</b>
<b>Staff information</b>		<b>Staff information</b>	
Expatriate staff	2	Expatriate staff	27
National Staff	-	National Staff	214
<b>Field positions</b>	<b>2</b>	<b>Field positions</b>	<b>241</b>

Burundi	2005	Cambodia	2005
<b>Expenses</b>		<b>Expenses</b>	
Expatriate staff	2.147	Expatriate staff	691
National staff	1.907	National staff	593
Operational running expenses	411	Operational running expenses	168
Medical and nutrition	1.805	Medical and nutrition	2.791
Logistics and sanitation	349	Logistics and sanitation	43
Training and local support	26	Training and local support	61
Transport, freight, storage	907	Transport, freight, storage	128
Consultants and field support	45	Consultants and field support	5
Grants	131	Grants	0
Miscellaneous	18	Miscellaneous	1
<b>Programs</b>	<b>7.746</b>	<b>Programs</b>	<b>4.482</b>
<b>Logistics satellites' activities</b>	<b>186</b>	<b>Logistics satellites' activities</b>	<b>143</b>
<b>Funding</b>		<b>Funding</b>	
<b>Public institutional income</b>	<b>2.923</b>	<b>Public institutional income</b>	<b>513</b>
<b>America</b>	<b>302</b>	<b>America</b>	<b>-</b>
• Canadian International Development Agency (Cida) - Canada	302	<b>Asia</b>	<b>-</b>
• Municipalities and regional council - Canada	0	<b>ECHO and EU institutions</b>	<b>-121</b>
<b>Asia</b>	<b>-</b>	• Humanitarian Aid Office of the European Commission (ECHO)	-119
<b>ECHO and EU institutions</b>	<b>1.684</b>	• EU 50/50 cofinancing	-2
• Humanitarian Aid Office of the European Commission (ECHO)	1.684	<b>EU Europe</b>	<b>634</b>
<b>EU Europe</b>	<b>937</b>	• AGCD - Belgium	560
• Governments - Others - Belgium	-	• Municipalities and regional council - Belgium	74
• Danish Agency for Development Assistance (Danida) - Denmark	6	• Municipalities and regional council - Italy	-
• Ireland Aid (DCI) - Ireland	0	• Jersey Overseas Aid - UK	-
• Governments - Others - Ireland	195	<b>Non EU Europe</b>	<b>-</b>
• Municipalities and regional council - Italy	38	<b>Oceania</b>	<b>-</b>
• Department for International Development (DFID) - UK	698	<b>UN institutions</b>	<b>-</b>
• Jersey Overseas Aid - UK	-	<b>Other governments</b>	<b>-</b>
<b>Non EU Europe</b>	<b>-</b>	<b>Private and other income</b>	<b>4.113</b>
• Development and Cooperation Department (DDC) - Switzerland	-	<b>Staff information</b>	
<b>Oceania</b>	<b>-</b>	Expatriate staff	18
<b>UN institutions</b>	<b>0</b>	National Staff	258
• High Commissioner for Refugees (HCR)	0	<b>Field positions</b>	<b>276</b>
• International Children's Emergency Fund(UNICEF)	0		
<b>Other governments</b>	<b>-</b>		
<b>Private and other income</b>	<b>5.009</b>		
<b>Staff information</b>			
Expatriate staff	58		
National Staff	787		
<b>Field positions</b>	<b>845</b>		

Cameroon	2005	Central African Republic	2005
<b>Expenses</b>		<b>Expenses</b>	
Expatriate staff	392	Expatriate staff	452
National staff	417	National staff	209
Operational running expenses	87	Operational running expenses	154
Medical and nutrition	324	Medical and nutrition	126
Logistics and sanitation	10	Logistics and sanitation	57
Training and local support	24	Training and local support	2
Transport, freight, storage	41	Transport, freight, storage	581
Consultants and field support	15	Consultants and field support	27
Grants	0	Grants	0
Miscellaneous	0	Miscellaneous	0
<b>Programs</b>	<b>1.311</b>	<b>Programs</b>	<b>1.609</b>
<b>Logistics satellites' activities</b>	<b>4</b>	<b>Logistics satellites' activities</b>	<b>45</b>
<b>Funding</b>		<b>Funding</b>	
<b>Public institutional income</b>	<b>-</b>	<b>Public institutional income</b>	<b>660</b>
<b>America</b>	<b>-</b>	<b>America</b>	<b>-</b>
<b>Asia</b>	<b>-</b>	<b>Asia</b>	<b>-</b>
<b>ECHO and EU institutions</b>	<b>-</b>	<b>ECHO and EU institutions</b>	<b>-</b>
<b>EU Europe</b>	<b>-</b>	<b>EU Europe</b>	<b>307</b>
• Governments - Others - France	-	• Municipalities and regional council - Spain	212
<b>Non EU Europe</b>	<b>-</b>	• Jersey Overseas Aid - UK	95
<b>Oceania</b>	<b>-</b>	<b>Non EU Europe</b>	<b>353</b>
<b>UN institutions</b>	<b>-</b>	• Ministry of Foreign Affairs (MFA) - Norway	353
• World Aid Fund	-	<b>Oceania</b>	<b>-</b>
<b>Other governments</b>	<b>-</b>	<b>UN institutions</b>	<b>-</b>
<b>Private and other income</b>	<b>1.315</b>	<b>Other governments</b>	<b>-</b>
<b>Staff information</b>		<b>Private and other income</b>	<b>995</b>
Expatriate staff	9	<b>Staff information</b>	
National Staff	72	Expatriate staff	13
<b>Field positions</b>	<b>81</b>	National Staff	95
		<b>Field positions</b>	<b>108</b>

Chad	2005	Chechnya / Ingushetia / Dagestan	2005
<b>Expenses</b>		<b>Expenses</b>	
Expatriate staff	2.745	Expatriate staff	471
National staff	2.043	National staff	1.544
Operational running expenses	574	Operational running expenses	365
Medical and nutrition	1.272	Medical and nutrition	1.392
Logistics and sanitation	650	Logistics and sanitation	210
Training and local support	39	Training and local support	68
Transport, freight, storage	1.796	Transport, freight, storage	259
Consultants and field support	43	Consultants and field support	31
Grants	0	Grants	0
Miscellaneous	0	Miscellaneous	5
<b>Programs</b>	<b>9.161</b>	<b>Programs</b>	<b>4.345</b>
<b>Logistics satellites' activities</b>	<b>312</b>	<b>Logistics satellites' activities</b>	<b>0</b>
<b>Funding</b>		<b>Funding</b>	
<b>Public institutional income</b>	<b>4.432</b>	<b>Public institutional income</b>	<b>1.193</b>
<b>America</b>	<b>53</b>	<b>America</b>	<b>-</b>
• Canadian International Development Agency (Cida) - Canada	53	<b>Asia</b>	<b>-</b>
• Municipalities and regional council - Canada	0	<b>ECHO and EU institutions</b>	<b>764</b>
<b>Asia</b>	<b>-</b>	• Humanitarian Aid Office of the European Commission (ECHO)	764
<b>ECHO and EU institutions</b>	<b>968</b>	<b>EU Europe</b>	<b>-</b>
• Humanitarian Aid Office of the European Commission (ECHO)	968	• Swedish International Development Cooperation Agency (SIDA) - Sweden	-
<b>EU Europe</b>	<b>2.650</b>	<b>Non EU Europe</b>	<b>429</b>
• AGCD - Belgium	360	• Ministry of Foreign Affairs (MFA) - Norway	429
• Governments - Others - Belgium	-	<b>Oceania</b>	<b>-</b>
• Danish Agency for Development Assistance (Danida) - Denmark	416	<b>UN institutions</b>	<b>-</b>
• Governments - Others - Denmark	0	<b>Other governments</b>	<b>-</b>
• Governments - Others - Germany	98	<b>Private and other income</b>	<b>3.152</b>
• Municipalities and regional council - Italy	-	<b>Staff information</b>	
• Ministry of Foreign Affairs (MAE) - Luxembourg	456	Expatriate staff	9
• Swedish International Development Cooperation Agency (SIDA) - Sweden	276	National Staff	191
• Department for International Development (DFID) - UK	1.044	<b>Field positions</b>	<b>200</b>
• Governments - Others - UK	0		
<b>Non EU Europe</b>	<b>712</b>		
• Ministry of Foreign Affairs (MFA) - Norway	712		
• Norwegian Agency for Development Cooperation (NORAD) - Norway	<b>0</b>		
<b>Oceania</b>	<b>-</b>		
• Municipalities and regional council - Australia	-		
<b>UN institutions</b>	<b>49</b>		
• World Health Organization (WHO)	10		
• High Commissioner for Refugees (HCR)	40		
<b>Other governments</b>	<b>-</b>		
<b>Private and other income</b>	<b>5.041</b>		
<b>Staff information</b>			
Expatriate staff	89		
National Staff	743		
<b>Field positions</b>	<b>831</b>		

China	2005	Colombia	2005
<b>Expenses</b>		<b>Expenses</b>	
Expatriate staff	624	Expatriate staff	1.570
National staff	287	National staff	1.576
Operational running expenses	89	Operational running expenses	418
Medical and nutrition	1.008	Medical and nutrition	615
Logistics and sanitation	90	Logistics and sanitation	97
Training and local support	22	Training and local support	29
Transport, freight, storage	86	Transport, freight, storage	371
Consultants and field support	3	Consultants and field support	98
Grants	0	Grants	0
Miscellaneous	0	Miscellaneous	4
<b>Programs</b>	<b>2.209</b>	<b>Programs</b>	<b>4.778</b>
<b>Logistics satellites' activities</b>	<b>2</b>	<b>Logistics satellites' activities</b>	<b>0</b>
<b>Funding</b>		<b>Funding</b>	
<b>Public institutional income</b>	<b>-</b>	<b>Public institutional income</b>	<b>376</b>
<b>America</b>	<b>-</b>	<b>America</b>	<b>-</b>
<b>Asia</b>	<b>-</b>	<b>Asia</b>	<b>-</b>
<b>ECHO and EU institutions</b>	<b>-</b>	<b>ECHO and EU institutions</b>	<b>-</b>
• Humanitarian Aid Office of the European Commission (ECHO)	-	<b>EU Europe</b>	<b>376</b>
<b>EU Europe</b>	<b>-</b>	• Ministry of Foreign Affairs (BuZa) - Holland	376
• Governments - Others - Belgium	-	<b>Non EU Europe</b>	<b>-</b>
• Danish Agency for Development Assistance (Danida) - Denmark	-	<b>Oceania</b>	<b>-</b>
<b>Non EU Europe</b>	<b>-</b>	<b>UN institutions</b>	<b>-</b>
		<b>Other governments</b>	<b>-</b>
<b>Oceania</b>	<b>-</b>	<b>Private and other income</b>	<b>4.403</b>
<b>UN institutions</b>	<b>-</b>	<b>Staff information</b>	
<b>Other governments</b>	<b>-</b>	Expatriate staff	43
		National Staff	178
<b>Private and other income</b>	<b>2.211</b>	<b>Field positions</b>	<b>221</b>
<b>Staff information</b>			
Expatriate staff	18		
National Staff	79		
<b>Field positions</b>	<b>97</b>		

Congo, Democratic Republic of the	2005		
<b>Expenses</b>		<b>Non EU Europe</b>	<b>1.210</b>
Expatriate staff	7.643	• Ministry of Foreign Affairs (MFA) - Norway	835
National staff	7.758	• Governments - Others - Norway	-
Operational running expenses	1.936	• Development and Cooperation Department (DDC) - Switzerland	352
Medical and nutrition	4.954	• Municipalities and regional council - Switzerland	22
Logistics and sanitation	1.198	<b>Oceania</b>	<b>-</b>
Training and local support	177	<b>UN institutions</b>	<b>34</b>
Transport, freight, storage	5.237	• International Children's Emergency Fund (UNICEF)	34
Consultants and field support	420	<b>Other governments</b>	<b>-</b>
Grants	0	<b>Private and other income</b>	<b>19.171</b>
Miscellaneous	44	<b>Staff information</b>	
<b>Programs</b>	<b>29.368</b>	Expatriate staff	207
		National Staff	1.933
<b>Logistics satellites' activities</b>	<b>489</b>	<b>Field positions</b>	<b>2.140</b>
<b>Funding</b>			
<b>Public institutional income</b>	<b>10.687</b>		
<b>America</b>	<b>457</b>		
• Canadian International Development Agency (Cida) - Canada	457		
<b>Asia</b>	<b>33</b>		
• Embassies - Japan	33		
<b>ECHO and EU institutions</b>	<b>2.881</b>		
• Humanitarian Aid Office of the European Commission (ECHO)	2.881		
<b>EU Europe</b>	<b>6.072</b>		
• AGCD - Belgium	1.017		
• Governments - Others - Belgium	-		
• Danish Agency for Development Assistance (Danida) - Denmark	529		
• Municipalities and regional council - France	5		
• Ireland Aid (DCI) - Ireland	-		
• Governments - Others - Italy	250		
• Municipalities and regional council - Italy	14		
• Ministry of Foreign Affairs (MAE) - Luxembourg	-		
• Ministry of Foreign Affairs (BuZa) - Holland	594		
• Municipalities and regional council - Spain	198		
• Swedish International Development Cooperation Agency (SIDA) - Sweden	747		
• Department for International Development (DFID) - UK	2.719		
• Governments - Others - UK	0		

Congo, Republic of the

2005

Ecuador

2005

Expenses

Expatriate staff	1.081
National staff	1.202
Operational running expenses	160
Medical and nutrition	351
Logistics and sanitation	83
Training and local support	6
Transport, freight, storage	335
Consultants and field support	27
Grants	0
Miscellaneous	-1

Programs 3.245

Logistics satellites’ activities 5

Funding

Public institutional income 789

America	-
Asia	-
ECHO and EU institutions	309
• Humanitarian Aid Office of the European Commission (ECHO)	269
• EU FED	40
EU Europe	105
• Swedish International Development Cooperation Agency (SIDA) - Sweden	105
• Department for International Development (DFID) - UK	-
Non EU Europe	375
• Ministry of Foreign Affairs (MFA) - Norway	375
Oceania	-
UN institutions	-
Other governments	-

Private and other income 2.461

Staff information

Expatriate staff	27
National Staff	257

Field positions 283

Expenses

Expatriate staff	416
National staff	155
Operational running expenses	56
Medical and nutrition	781
Logistics and sanitation	33
Training and local support	17
Transport, freight, storage	39
Consultants and field support	12
Grants	0
Miscellaneous	1

Programs 1.510

Logistics satellites’ activities 6

Funding

Public institutional income 376

America	-
Asia	-
ECHO and EU institutions	-
EU Europe	376
• Municipalities and regional council - Spain	288
• Jersey Overseas Aid - UK	89
Non EU Europe	-
Oceania	-
UN institutions	-
Other governments	-

Private and other income 1.141

Staff information

Expatriate staff	13
National Staff	19

Field positions 32

Ethiopia

2005

France

2005

Expenses

Expatriate staff	2.155
National staff	1.761
Operational running expenses	581
Medical and nutrition	944
Logistics and sanitation	402
Training and local support	160
Transport, freight, storage	1.033
Consultants and field support	100
Grants	0
Miscellaneous	21

Programs 7.157

Logistics satellites’ activities 96

Funding

Public institutional income 1.720

America	-
Asia	-
ECHO and EU institutions	406
• Humanitarian Aid Office of the European Commission (ECHO)	403
• EU Food Security Unit	2
• EU Others	-
EU Europe	1.109
• Austrian Development Agency (ADA) - Austria	619
• Governments - Others - Austria	0
• Danish Agency for Development Assistance (Danida) - Denmark	13
• Municipalities and regional council - Italy	2
• Department for International Development (DFID) - UK	474
• Governments - Others - UK	0
Non EU Europe	206
• Ministry of Foreign Affairs (MFA) - Norway	206
• Norwegian Agency for Development Cooperation (NORAD) - Norway	0
• Municipalities and regional council - Switzerland	-
Oceania	-
UN institutions	-
Other governments	-

Private and other income 5.533

Staff information

Expatriate staff	62
National Staff	704

Field positions 765

Expenses

Expatriate staff	1.006
National staff	-
Operational running expenses	92
Medical and nutrition	234
Logistics and sanitation	12
Training and local support	0
Transport, freight, storage	49
Consultants and field support	51
Grants	-
Miscellaneous	-

Programs 1.445

Logistics satellites’ activities 1

Funding

Public institutional income -

America	-
Asia	-
ECHO and EU institutions	-
EU Europe	-
Non EU Europe	-
Oceania	-
UN institutions	-
Other governments	-

Private and other income 1.447

Staff information

Expatriate staff	20
National Staff	-

Field positions 20



Georgia	2005	Guatemala	2005
<b>Expenses</b>		<b>Expenses</b>	
Expatriate staff	301	Expatriate staff	967
National staff	404	National staff	1.101
Operational running expenses	79	Operational running expenses	148
Medical and nutrition	589	Medical and nutrition	1.221
Logistics and sanitation	36	Logistics and sanitation	354
Training and local support	7	Training and local support	53
Transport, freight, storage	220	Transport, freight, storage	253
Consultants and field support	34	Consultants and field support	25
Grants	0	Grants	0
Miscellaneous	1	Miscellaneous	4
<b>Programs</b>	<b>1.670</b>	<b>Programs</b>	<b>4.127</b>
<b>Logistics satellites' activities</b>	<b>78</b>	<b>Logistics satellites' activities</b>	<b>67</b>
<b>Funding</b>		<b>Funding</b>	
<b>Public institutional income</b>	<b>95</b>	<b>Public institutional income</b>	<b>593</b>
<b>America</b>	-	<b>America</b>	-
<b>Asia</b>	-	<b>Asia</b>	-
<b>ECHO and EU institutions</b>	-	<b>ECHO and EU institutions</b>	-
• Humanitarian Aid Office of the European Commission (ECHO)	-	<b>EU Europe</b>	<b>382</b>
<b>EU Europe</b>	<b>95</b>	• Municipalities and regional council - Spain	382
• Jersey Overseas Aid - UK	95	<b>Non EU Europe</b>	211
<b>Non EU Europe</b>	-	• Embassies - Switzerland	4
<b>Oceania</b>	-	• Governments - Others - Switzerland	206
<b>UN institutions</b>	-	<b>Oceania</b>	-
<b>Other governments</b>	-	<b>UN institutions</b>	-
		• World Aid Fund	-
<b>Private and other income</b>	<b>1.653</b>	<b>Other governments</b>	-
<b>Staff information</b>		<b>Private and other income</b>	<b>3.602</b>
Expatriate staff	10	<b>Staff information</b>	
National Staff	200	Expatriate staff	26
		National Staff	99
<b>Field positions</b>	<b>210</b>	<b>Field positions</b>	<b>125</b>

Guinea	2005	Guinea-Bissau	2005
<b>Expenses</b>		<b>Expenses</b>	
Expatriate staff	1.095	Expatriate staff	213
National staff	664	National staff	55
Operational running expenses	161	Operational running expenses	71
Medical and nutrition	719	Medical and nutrition	117
Logistics and sanitation	92	Logistics and sanitation	140
Training and local support	42	Training and local support	3
Transport, freight, storage	337	Transport, freight, storage	450
Consultants and field support	20	Consultants and field support	3
Grants	0	Grants	0
Miscellaneous	0	Miscellaneous	1
<b>Programs</b>	<b>3.129</b>	<b>Programs</b>	<b>1.053</b>
<b>Logistics satellites' activities</b>	<b>127</b>	<b>Logistics satellites' activities</b>	<b>134</b>
<b>Funding</b>		<b>Funding</b>	
<b>Public institutional income</b>	<b>904</b>	<b>Public institutional income</b>	<b>234</b>
<b>America</b>	-	<b>America</b>	-
<b>Asia</b>	-	<b>Asia</b>	-
<b>ECHO and EU institutions</b>	<b>566</b>	<b>ECHO and EU institutions</b>	<b>234</b>
• Humanitarian Aid Office of the European Commission (ECHO)	531	• Humanitarian Aid Office of the European Commission (ECHO)	234
• EU 50/50 cofinancing	35	<b>EU Europe</b>	-
<b>EU Europe</b>	<b>338</b>	<b>Non EU Europe</b>	-
• Swedish International Development Cooperation Agency (SIDA) - Sweden	338	<b>Oceania</b>	-
• Governments - Others - Sweden	-	<b>UN institutions</b>	-
<b>Non EU Europe</b>	-	<b>Other governments</b>	-
<b>Oceania</b>	-		
<b>UN institutions</b>	-	<b>Private and other income</b>	<b>953</b>
<b>Other governments</b>	-	<b>Staff information</b>	
<b>Private and other income</b>	<b>2.353</b>	Expatriate staff	5
<b>Staff information</b>		National Staff	16
Expatriate staff	27		
National Staff	367	<b>Field positions</b>	<b>21</b>
<b>Field positions</b>	<b>394</b>		

Haiti	2005	Honduras	2005
<b>Expenses</b>		<b>Expenses</b>	
Expatriate staff	1.222	Expatriate staff	244
National staff	1.737	National staff	240
Operational running expenses	237	Operational running expenses	47
Medical and nutrition	1.309	Medical and nutrition	43
Logistics and sanitation	294	Logistics and sanitation	13
Training and local support	31	Training and local support	22
Transport, freight, storage	624	Transport, freight, storage	29
Consultants and field support	43	Consultants and field support	12
Grants	0	Grants	0
Miscellaneous	5	Miscellaneous	0
<b>Programs</b>	<b>5.501</b>	<b>Programs</b>	<b>650</b>
<b>Logistics satellites' activities</b>	<b>176</b>	<b>Logistics satellites' activities</b>	<b>2</b>
<b>Funding</b>		<b>Funding</b>	
<b>Public institutional income</b>	<b>1.253</b>	<b>Public institutional income</b>	<b>-</b>
<b>America</b>	<b>-</b>	<b>America</b>	<b>-</b>
• Embassies - Canada	-	<b>Asia</b>	<b>-</b>
<b>Asia</b>	<b>-</b>	<b>ECHO and EU institutions</b>	<b>-</b>
<b>ECHO and EU institutions</b>	<b>788</b>	<b>EU Europe</b>	<b>-</b>
• Humanitarian Aid Office of the European Commission (ECHO)	788	<b>Non EU Europe</b>	<b>-</b>
<b>EU Europe</b>	<b>400</b>	• Development and Cooperation Department (DDC) - Switzerland	-
• Municipalities and regional council - Belgium	-	• Municipalities and regional council - Switzerland	-
• Swedish International Development Cooperation Agency (SIDA) - Sweden	400	<b>Oceania</b>	<b>-</b>
• Jersey Overseas Aid - UK	-	<b>UN institutions</b>	<b>-</b>
<b>Non EU Europe</b>	<b>0</b>	<b>Other governments</b>	<b>-</b>
• Ministry of Foreign Affairs (MFA) - Norway	0	<b>Private and other income</b>	<b>653</b>
<b>Oceania</b>	<b>-</b>	<b>Staff information</b>	
<b>UN institutions</b>	<b>65</b>	Expatriate staff	6
• UN Others	65	National Staff	33
<b>Other governments</b>	<b>-</b>	<b>Field positions</b>	<b>39</b>
<b>Private and other income</b>	<b>4.423</b>		
<b>Staff information</b>			
Expatriate staff	29		
National Staff	327		
<b>Field positions</b>	<b>355</b>		

India	2005	Indonesia	2005
<b>Expenses</b>		<b>Expenses</b>	
Expatriate staff	1.533	Expatriate staff	4.470
National staff	714	National staff	1.848
Operational running expenses	281	Operational running expenses	1.271
Medical and nutrition	492	Medical and nutrition	1.632
Logistics and sanitation	500	Logistics and sanitation	2.900
Training and local support	50	Training and local support	33
Transport, freight, storage	528	Transport, freight, storage	7.465
Consultants and field support	51	Consultants and field support	135
Grants	0	Grants	0
Miscellaneous	1	Miscellaneous	-6
<b>Programs</b>	<b>4.149</b>	<b>Programs</b>	<b>19.749</b>
<b>Logistics satellites' activities</b>	<b>4</b>	<b>Logistics satellites' activities</b>	<b>525</b>
<b>Funding</b>		<b>Funding</b>	
<b>Public institutional income</b>	<b>413</b>	<b>Public institutional income</b>	<b>326</b>
<b>America</b>	<b>-</b>	<b>America</b>	<b>-</b>
<b>Asia</b>	<b>-</b>	<b>Asia</b>	<b>-</b>
<b>ECHO and EU institutions</b>	<b>237</b>	<b>ECHO and EU institutions</b>	<b>1</b>
• Humanitarian Aid Office of the European Commission (ECHO)	237	• Humanitarian Aid Office of the European Commission (ECHO)	1
<b>EU Europe</b>	<b>176</b>	<b>EU Europe</b>	<b>167</b>
• Swedish International Development Cooperation Agency (SIDA) - Sweden	176	• Embassies - Denmark	17
<b>Non EU Europe</b>	<b>-</b>	• Danish Agency for Development Assistance (Danida) - Denmark	-6
<b>Oceania</b>	<b>-</b>	• Municipalities and regional council - Italy	156
<b>UN institutions</b>	<b>-</b>	<b>Non EU Europe</b>	<b>157</b>
<b>Other governments</b>	<b>-</b>	• Ministry of Foreign Affairs (MFA) - Norway	155
<b>Private and other income</b>	<b>3.740</b>	• Norwegian Agency for Development Cooperation (NORAD) - Norway	-
<b>Staff information</b>		• Municipalities and regional council - Switzerland	2
Expatriate staff	39	<b>Oceania</b>	<b>-</b>
National Staff	251	<b>UN institutions</b>	<b>-</b>
<b>Field positions</b>	<b>290</b>	<b>Other governments</b>	<b>-</b>
		<b>Private and other income</b>	<b>19.948</b>
		<b>Staff information</b>	
		Expatriate staff	99
		National Staff	1.016
		<b>Field positions</b>	<b>1.115</b>

Iran	2005	Italy	2005
<b>Expenses</b>		<b>Expenses</b>	
Expatriate staff	193	Expatriate staff	9
National staff	525	National staff	430
Operational running expenses	38	Operational running expenses	351
Medical and nutrition	287	Medical and nutrition	9
Logistics and sanitation	27	Logistics and sanitation	5
Training and local support	4	Training and local support	3
Transport, freight, storage	48	Transport, freight, storage	106
Consultants and field support	1	Consultants and field support	9
Grants	0	Grants	0
Miscellaneous	9	Miscellaneous	0
<b>Programs</b>	<b>1.132</b>	<b>Programs</b>	<b>921</b>
<b>Logistics satellites’ activities</b>	<b>0</b>	<b>Logistics satellites’ activities</b>	<b>0</b>
<b>Funding</b>		<b>Funding</b>	
<b>Public institutional income</b>	<b>-</b>	<b>Public institutional income</b>	<b>-</b>
<b>America</b>	<b>-</b>	<b>America</b>	<b>-</b>
<b>Asia</b>	<b>-</b>	<b>Asia</b>	<b>-</b>
<b>ECHO and EU institutions</b>	<b>-</b>	<b>ECHO and EU institutions</b>	<b>-</b>
• EU Others	-	<b>EU Europe</b>	-
<b>EU Europe</b>	<b>-</b>	<b>Non EU Europe</b>	<b>-</b>
• Municipalities and regional council - France	-	<b>Oceania</b>	<b>-</b>
<b>Non EU Europe</b>	<b>-</b>	<b>UN institutions</b>	<b>-</b>
<b>Oceania</b>	<b>-</b>	<b>Other governments</b>	<b>-</b>
<b>UN institutions</b>	<b>-</b>		
<b>Other governments</b>	<b>-</b>	<b>Private and other income</b>	<b>921</b>
<b>Private and other income</b>	<b>1.132</b>	<b>Staff information</b>	
<b>Staff information</b>		Expatriate staff	2
Expatriate staff	6	National Staff	27
National Staff	107	<b>Field positions</b>	<b>29</b>
<b>Field positions</b>	<b>113</b>		

Ivory Coast	2005	Kenya	2005
<b>Expenses</b>		<b>Expenses</b>	
Expatriate staff	1.751	Expatriate staff	1.522
National staff	3.249	National staff	2.379
Operational running expenses	289	Operational running expenses	426
Medical and nutrition	1.907	Medical and nutrition	2.183
Logistics and sanitation	328	Logistics and sanitation	136
Training and local support	20	Training and local support	144
Transport, freight, storage	555	Transport, freight, storage	533
Consultants and field support	56	Consultants and field support	64
Grants	0	Grants	0
Miscellaneous	97	Miscellaneous	6
<b>Programs</b>	<b>8.252</b>	<b>Programs</b>	<b>7.392</b>
<b>Logistics satellites’ activities</b>	<b>200</b>	<b>Logistics satellites’ activities</b>	<b>6</b>
<b>Funding</b>		<b>Funding</b>	
<b>Public institutional income</b>	<b>4.881</b>	<b>Public institutional income</b>	<b>2.109</b>
<b>America</b>	<b>308</b>	<b>America</b>	<b>-</b>
• Canadian International Development Agency (Cida) - Canada	308	<b>Asia</b>	<b>-</b>
• Municipalities and regional council - Canada	0	<b>ECHO and EU institutions</b>	<b>225</b>
<b>Asia</b>	<b>-</b>	• EU 50/50 cofinancing	225
<b>ECHO and EU institutions</b>	<b>2.813</b>	<b>EU Europe</b>	<b>1.884</b>
• Humanitarian Aid Office of the European Commission (ECHO)	2.813	• AGCD - Belgium	544
<b>EU Europe</b>	<b>1.522</b>	• Danish Agency for Development Assistance (Danida) - Denmark	-
• Governments - Others - Belgium	143	• Municipalities and regional council - Italy	50
• Ministry of Foreign Affairs (MAE) - Luxembourg	250	• Municipalities and regional council - Spain	270
• Ministry of Foreign Affairs (BuZa) - Holland	63	• Forum Syd - Sweden	358
• Swedish International Development Cooperation Agency (SIDA) - Sweden	282	• Department for International Development (DFID) - UK	661
• Department for International Development (DFID) - UK	783	• Jersey Overseas Aid - UK	-
• Governments - Others - UK	0	<b>Non EU Europe</b>	<b>-</b>
<b>Non EU Europe</b>	<b>238</b>	<b>Oceania</b>	<b>-</b>
• Ministry of Foreign Affairs (MFA) - Norway	238	<b>UN institutions</b>	<b>-</b>
• Norwegian Agency for Development Cooperation (NORAD) - Norway	-	• High Commissioner for Refugees (HCR)	-
<b>Oceania</b>	<b>-</b>	<b>Other governments</b>	<b>-</b>
<b>UN institutions</b>	<b>-</b>		
<b>Other governments</b>	<b>-</b>	<b>Private and other income</b>	<b>5.290</b>
<b>Private and other income</b>	<b>3.571</b>	<b>Staff information</b>	
<b>Staff information</b>		Expatriate staff	42
Expatriate staff	51	National Staff	399
National Staff	940	<b>Field positions</b>	<b>441</b>
<b>Field positions</b>	<b>991</b>		

Laos	2005	Liberia	2005
<b>Expenses</b>		<b>Expenses</b>	
Expatriate staff	236	Expatriate staff	3.487
National staff	65	National staff	5.168
Operational running expenses	32	Operational running expenses	649
Medical and nutrition	168	Medical and nutrition	2.262
Logistics and sanitation	6	Logistics and sanitation	867
Training and local support	18	Training and local support	30
Transport, freight, storage	20	Transport, freight, storage	1.073
Consultants and field support	5	Consultants and field support	84
Grants	0	Grants	0
Miscellaneous	-	Miscellaneous	-12
<b>Programs</b>	<b>550</b>	<b>Programs</b>	<b>13.608</b>
<b>Logistics satellites’ activities</b>	<b>14</b>	<b>Logistics satellites’ activities</b>	<b>353</b>
<b>Funding</b>		<b>Funding</b>	
<b>Public institutional income</b>	<b>2</b>	<b>Public institutional income</b>	<b>5.699</b>
<b>America</b>	-	<b>America</b>	<b>382</b>
<b>Asia</b>	-	• Canadian International Development Agency (Cida) - Canada	382
<b>ECHO and EU institutions</b>	-	• Municipalities and regional council - Canada	0
<b>EU Europe</b>	-	<b>Asia</b>	-
<b>Non EU Europe</b>	<b>2</b>	<b>ECHO and EU institutions</b>	<b>3.007</b>
• Development and Cooperation Department (DDC) - Switzerland	-	• Humanitarian Aid Office of the European Commission (ECHO)	3.007
• Municipalities and regional council - Switzerland	2	• EU Rehabilitation Fund	-
<b>Oceania</b>	-	<b>EU Europe</b>	<b>1.803</b>
<b>UN institutions</b>	-	• Danish Agency for Development Assistance (Danida) - Denmark	296
• International Children’s Emergency Fund (UNICEF)	-	• Ministry of Foreign Affairs (MAE) - Luxembourg	-
<b>Other governments</b>	-	• Ministry of Foreign Affairs (BuZa) - Holland	372
<b>Private and other income</b>	<b>562</b>	• Swedish International Development Cooperation Agency (SIDA) - Sweden	707
<b>Staff information</b>		• Department for International Development (DFID) - UK	427
Expatriate staff	5	<b>Non EU Europe</b>	<b>506</b>
National Staff	24	• Ministry of Foreign Affairs (MFA) - Norway	297
<b>Field positions</b>	<b>29</b>	• Norwegian Agency for Development Cooperation (NORAD) - Norway	0
		• Development and Cooperation Department (DDC) - Switzerland	161
		• Governments - Others - Switzerland	45
		• Municipalities and regional council - Switzerland	2
		<b>Oceania</b>	-
		<b>UN institutions</b>	-
		<b>Other governments</b>	-
		<b>Private and other income</b>	<b>8.263</b>
		<b>Staff information</b>	
		Expatriate staff	96
		National Staff	1.288
		<b>Field positions</b>	<b>1.384</b>

Malawi	2005	Mali	2005
<b>Expenses</b>		<b>Expenses</b>	
Expatriate staff	1.083	Expatriate staff	397
National staff	1.291	National staff	376
Operational running expenses	310	Operational running expenses	115
Medical and nutrition	1.902	Medical and nutrition	105
Logistics and sanitation	155	Logistics and sanitation	125
Training and local support	115	Training and local support	202
Transport, freight, storage	446	Transport, freight, storage	283
Consultants and field support	29	Consultants and field support	26
Grants	0	Grants	0
Miscellaneous	5	Miscellaneous	0
<b>Programs</b>	<b>5.336</b>	<b>Programs</b>	<b>1.629</b>
<b>Logistics satellites’ activities</b>	<b>138</b>	<b>Logistics satellites’ activities</b>	<b>44</b>
<b>Funding</b>		<b>Funding</b>	
<b>Public institutional income</b>	<b>669</b>	<b>Public institutional income</b>	<b>591</b>
<b>America</b>	-	<b>America</b>	-
<b>Asia</b>	-	<b>Asia</b>	-
<b>ECHO and EU institutions</b>	-	<b>ECHO and EU institutions</b>	<b>251</b>
<b>EU Europe</b>	<b>170</b>	• Humanitarian Aid Office of the European Commission (ECHO)	-
• Ministry of Foreign Affairs (MAE) - Luxembourg	170	• EU DG I and VIII	251
<b>Non EU Europe</b>	<b>499</b>	<b>EU Europe</b>	<b>320</b>
• Norwegian Agency for Development Cooperation (NORAD) - Norway	<b>499</b>	• Governments - Others - France	-
<b>Oceania</b>	-	• Ministry of Foreign Affairs (MAE) - Luxembourg	320
<b>UN institutions</b>	-	<b>Non EU Europe</b>	-
<b>Other governments</b>	-	<b>Oceania</b>	-
<b>Private and other income</b>	<b>4.804</b>	<b>UN institutions</b>	-
<b>Staff information</b>		<b>Other governments</b>	<b>21</b>
Expatriate staff	30	<b>Private and other income</b>	<b>1.082</b>
National Staff	314	<b>Staff information</b>	
<b>Field positions</b>	<b>344</b>	Expatriate staff	15
		National Staff	87
		<b>Field positions</b>	<b>102</b>

Mauritania	2005	Mozambique	2005
<b>Expenses</b>		<b>Expenses</b>	
Expatriate staff	248	Expatriate staff	1.870
National staff	134	National staff	1.723
Operational running expenses	143	Operational running expenses	383
Medical and nutrition	146	Medical and nutrition	1.389
Logistics and sanitation	168	Logistics and sanitation	246
Training and local support	2	Training and local support	127
Transport, freight, storage	460	Transport, freight, storage	523
Consultants and field support	4	Consultants and field support	49
Grants	0	Grants	0
Miscellaneous	9	Miscellaneous	1
<b>Programs</b>	<b>1.312</b>	<b>Programs</b>	<b>6.310</b>
<b>Logistics satellites' activities</b>	<b>48</b>	<b>Logistics satellites' activities</b>	<b>56</b>
<b>Funding</b>		<b>Funding</b>	
<b>Public institutional income</b>	<b>-</b>	<b>Public institutional income</b>	<b>3.341</b>
<b>America</b>	<b>-</b>	<b>America</b>	<b>26</b>
<b>Asia</b>	<b>-</b>	• Embassies - Canada	26
<b>ECHO and EU institutions</b>	<b>-</b>	<b>Asia</b>	<b>-</b>
• Humanitarian Aid Office of the European Commission (ECHO)	-	<b>ECHO and EU institutions</b>	<b>189</b>
<b>EU Europe</b>	<b>-</b>	• Humanitarian Aid Office of the European Commission (ECHO)	-
• Municipalities and regional council - Spain	-	• EU DG I and VIII	189
<b>Non EU Europe</b>	<b>-</b>	• EU Food Security Unit	-
<b>Oceania</b>	<b>-</b>	<b>EU Europe</b>	<b>2.548</b>
<b>UN institutions</b>	<b>-</b>	• Governments - Others - Belgium	570
<b>Other governments</b>	<b>-</b>	• Municipalities and regional council - Belgium	574
<b>Private and other income</b>	<b>1.361</b>	• Governments - Others - France	-
<b>Staff information</b>		• Embassies - Ireland	110
Expatriate staff	5	• Governments - Others - Ireland	68
National Staff	-	• Municipalities and regional council - Italy	23
<b>Field positions</b>	<b>5</b>	• Ministry of Foreign Affairs (MAE) - Luxembourg	1.096
		• Embassies - Sweden	18
		• Department for International Development (DFID) - UK	90
		<b>Non EU Europe</b>	<b>430</b>
		• Development and Cooperation Department (DDC) - Switzerland	286
		• Governments - Others - Switzerland	129
		• Municipalities and regional council - Switzerland	14
		<b>Oceania</b>	<b>-</b>
		<b>UN institutions</b>	<b>13</b>
		• World Food Programme (WFP)	13
		<b>Other governments</b>	<b>135</b>
		<b>Private and other income</b>	<b>3.025</b>
		<b>Staff information</b>	
		Expatriate staff	59
		National Staff	853
		<b>Field positions</b>	<b>912</b>

Myanmar/Burma	2005	Nepal	2005
<b>Expenses</b>		<b>Expenses</b>	
Expatriate staff	1.422	Expatriate staff	432
National staff	1.145	National staff	174
Operational running expenses	190	Operational running expenses	62
Medical and nutrition	2.119	Medical and nutrition	145
Logistics and sanitation	127	Logistics and sanitation	32
Training and local support	39	Training and local support	4
Transport, freight, storage	515	Transport, freight, storage	101
Consultants and field support	31	Consultants and field support	12
Grants	0	Grants	0
Miscellaneous	0	Miscellaneous	1
<b>Programs</b>	<b>5.588</b>	<b>Programs</b>	<b>963</b>
<b>Logistics satellites' activities</b>	<b>60</b>	<b>Logistics satellites' activities</b>	<b>13</b>
<b>Funding</b>		<b>Funding</b>	
<b>Public institutional income</b>	<b>2.628</b>	<b>Public institutional income</b>	<b>64</b>
<b>America</b>	<b>376</b>	<b>America</b>	<b>-</b>
• US Agency for International Development (USAID) - USA	376	<b>Asia</b>	<b>-</b>
<b>Asia</b>	<b>0</b>	<b>ECHO and EU institutions</b>	<b>64</b>
• Municipalities and regional council - Hong Kong	0	• Humanitarian Aid Office of the European Commission (ECHO)	64
<b>ECHO and EU institutions</b>	<b>1.201</b>	<b>EU Europe</b>	<b>-</b>
• Humanitarian Aid Office of the European Commission (ECHO)	1.010	<b>Non EU Europe</b>	<b>-</b>
• EU Others	190	<b>Oceania</b>	<b>-</b>
<b>EU Europe</b>	<b>-</b>	<b>UN institutions</b>	<b>-</b>
• Jersey Overseas Aid - UK	-	<b>Other governments</b>	<b>-</b>
<b>Non EU Europe</b>	<b>338</b>	<b>Private and other income</b>	<b>912</b>
• Ministry of Foreign Affairs (MFA) - Norway	213	<b>Staff information</b>	
• Governments - Others - Norway	0	Expatriate staff	12
• Development and Cooperation Department (DDC) - Switzerland	124	National Staff	97
• Municipalities and regional council - Switzerland	0	<b>Field positions</b>	<b>109</b>
<b>Oceania</b>	<b>2</b>		
• Australian Government's Overseas Aid Program (AusAID) - Australia	-		
• Governments - Others - Australia	2		
<b>UN institutions</b>	<b>712</b>		
• UN Others	712		
<b>Other governments</b>	<b>-</b>		
<b>Private and other income</b>	<b>3.020</b>		
<b>Staff information</b>			
Expatriate staff	39		
National Staff	925		
<b>Field positions</b>	<b>964</b>		



Niger	2005	Nigeria	2005
<b>Expenses</b>		<b>Expenses</b>	
Expatriate staff	2.496	Expatriate staff	1.996
National staff	2.410	National staff	1.374
Operational running expenses	657	Operational running expenses	481
Medical and nutrition	8.128	Medical and nutrition	2.410
Logistics and sanitation	1.319	Logistics and sanitation	431
Training and local support	13	Training and local support	19
Transport, freight, storage	8.343	Transport, freight, storage	1.241
Consultants and field support	61	Consultants and field support	51
Grants	0	Grants	0
Miscellaneous	2	Miscellaneous	1
<b>Programs</b>	<b>23.428</b>	<b>Programs</b>	<b>8.004</b>
<b>Logistics satellites’ activities</b>	<b>1.104</b>	<b>Logistics satellites’ activities</b>	<b>210</b>
<b>Funding</b>		<b>Funding</b>	
<b>Public institutional income</b>	<b>406</b>	<b>Public institutional income</b>	<b>7</b>
<b>America</b>	-	<b>America</b>	-
<b>Asia</b>	-	<b>Asia</b>	-
<b>ECHO and EU institutions</b>	<b>-12</b>	<b>ECHO and EU institutions</b>	-
• Humanitarian Aid Office of the European Commission (ECHO)	-12	• Humanitarian Aid Office of the European Commission (ECHO)	-
<b>EU Europe</b>	<b>409</b>	<b>EU Europe</b>	<b>7</b>
• Governments - Others - Belgium	185	• Ireland Aid (DCI) - Ireland	7
• Municipalities and regional council - Italy	30	<b>Non EU Europe</b>	-
• Swedish International Development Cooperation Agency (SIDA) - Sweden	194	<b>Oceania</b>	-
<b>Non EU Europe</b>	<b>9</b>	<b>UN institutions</b>	-
• Municipalities and regional council - Switzerland	9	<b>Other governments</b>	-
<b>Oceania</b>	-	<b>Private and other income</b>	<b>8.208</b>
<b>UN institutions</b>	-	<b>Staff information</b>	
• World Health Organization (WHO)	-	Expatriate staff	42
<b>Other governments</b>	-	National Staff	348
<b>Private and other income</b>	<b>24.126</b>	<b>Field positions</b>	<b>390</b>
<b>Staff information</b>			
Expatriate staff	66		
National Staff	713		
<b>Field positions</b>	<b>780</b>		

Pakistan	2005	Palestinian territories	2005
<b>Expenses</b>		<b>Expenses</b>	
Expatriate staff	1.785	Expatriate staff	474
National staff	627	National staff	472
Operational running expenses	413	Operational running expenses	134
Medical and nutrition	1.173	Medical and nutrition	132
Logistics and sanitation	10.115	Logistics and sanitation	27
Training and local support	10	Training and local support	7
Transport, freight, storage	6.189	Transport, freight, storage	192
Consultants and field support	65	Consultants and field support	8
Grants	0	Grants	0
Miscellaneous	13	Miscellaneous	0
<b>Programs</b>	<b>20.390</b>	<b>Programs</b>	<b>1.445</b>
<b>Logistics satellites’ activities</b>	<b>442</b>	<b>Logistics satellites’ activities</b>	<b>2</b>
<b>Funding</b>		<b>Funding</b>	
<b>Public institutional income</b>	<b>288</b>	<b>Public institutional income</b>	<b>999</b>
<b>America</b>	-	<b>America</b>	-
<b>Asia</b>	-	<b>Asia</b>	-
<b>ECHO and EU institutions</b>	<b>213</b>	<b>ECHO and EU institutions</b>	-
• Humanitarian Aid Office of the European Commission (ECHO)	213	<b>EU Europe</b>	-
<b>EU Europe</b>	<b>19</b>	<b>Non EU Europe</b>	<b>999</b>
• Municipalities and regional council - France	19	• Ministry of Foreign Affairs (MFA) - Norway	999
<b>Non EU Europe</b>	<b>56</b>	• Norwegian Agency for Development Cooperation (NORAD) - Norway	<b>0</b>
• Ministry of Foreign Affairs (MFA) - Norway	55	<b>Oceania</b>	-
• Municipalities and regional council - Switzerland	1	<b>UN institutions</b>	-
<b>Oceania</b>	-	<b>Other governments</b>	-
<b>UN institutions</b>	-	<b>Private and other income</b>	<b>448</b>
<b>Other governments</b>	-	<b>Staff information</b>	
<b>Private and other income</b>	<b>20.543</b>	Expatriate staff	18
<b>Staff information</b>		National Staff	62
Expatriate staff	33	<b>Field positions</b>	<b>79</b>
National Staff	308		
<b>Field positions</b>	<b>342</b>		

Peru	2005	Russia (excl. Chechnya/Ingushetia)	2005
<b>Expenses</b>		<b>Expenses</b>	
Expatriate staff	235	Expatriate staff	328
National staff	292	National staff	905
Operational running expenses	57	Operational running expenses	287
Medical and nutrition	70	Medical and nutrition	375
Logistics and sanitation	12	Logistics and sanitation	59
Training and local support	26	Training and local support	19
Transport, freight, storage	52	Transport, freight, storage	188
Consultants and field support	8	Consultants and field support	21
Grants	0	Grants	0
Miscellaneous	0	Miscellaneous	0
<b>Programs</b>	<b>752</b>	<b>Programs</b>	<b>2.181</b>
<b>Logistics satellites' activities</b>	<b>1</b>	<b>Logistics satellites' activities</b>	<b>-1</b>
<b>Funding</b>		<b>Funding</b>	
<b>Public institutional income</b>	<b>0</b>	<b>Public institutional income</b>	<b>745</b>
<b>America</b>	-	<b>America</b>	-
<b>Asia</b>	-	<b>Asia</b>	-
<b>ECHO and EU institutions</b>	-	<b>ECHO and EU institutions</b>	<b>96</b>
<b>EU Europe</b>	<b>0</b>	• Humanitarian Aid Office of the European Commission (ECHO)	96
• Governments - Others - Belgium	0	<b>EU Europe</b>	<b>661</b>
<b>Non EU Europe</b>	-	• Embassies - Belgium	-
<b>Oceania</b>	-	• Danish Agency for Development Assistance (Danida) - Denmark	-
<b>UN institutions</b>	-	• Ministry of Foreign Affairs (MAE) - Luxembourg	661
<b>Other governments</b>	-	• Swedish International Development Cooperation Agency (SIDA) - Sweden	-
<b>Private and other income</b>	<b>753</b>	<b>Non EU Europe</b>	<b>-12</b>
<b>Staff information</b>		• Ministry of Foreign Affairs (MFA) - Norway	-12
Expatriate staff	5	<b>Oceania</b>	-
National Staff	37	<b>UN institutions</b>	-
<b>Field positions</b>	<b>42</b>	<b>Other governments</b>	-
		<b>Private and other income</b>	<b>1.436</b>
		<b>Staff information</b>	
		Expatriate staff	7
		National Staff	60
		<b>Field positions</b>	<b>67</b>

Rwanda	2005	Serbia and Montenegro	2005
<b>Expenses</b>		<b>Expenses</b>	
Expatriate staff	521	Expatriate staff	83
National staff	620	National staff	309
Operational running expenses	131	Operational running expenses	54
Medical and nutrition	714	Medical and nutrition	5
Logistics and sanitation	176	Logistics and sanitation	17
Training and local support	77	Training and local support	85
Transport, freight, storage	266	Transport, freight, storage	47
Consultants and field support	21	Consultants and field support	9
Grants	0	Grants	0
Miscellaneous	0	Miscellaneous	0
<b>Programs</b>	<b>2.526</b>	<b>Programs</b>	<b>610</b>
<b>Logistics satellites' activities</b>	<b>40</b>	<b>Logistics satellites' activities</b>	<b>0</b>
<b>Funding</b>		<b>Funding</b>	
<b>Public institutional income</b>	<b>691</b>	<b>Public institutional income</b>	-
<b>America</b>	-	<b>America</b>	-
• Embassies - Canada	-	<b>Asia</b>	-
<b>Asia</b>	-	<b>ECHO and EU institutions</b>	-
<b>ECHO and EU institutions</b>	-	<b>EU Europe</b>	-
<b>EU Europe</b>	<b>615</b>	<b>Non EU Europe</b>	-
• AGCD - Belgium	615	<b>Oceania</b>	-
<b>Non EU Europe</b>	-	<b>UN institutions</b>	-
• Governments - Others - Switzerland	-	<b>Other governments</b>	-
<b>Oceania</b>	-	<b>Private and other income</b>	<b>610</b>
<b>UN institutions</b>	<b>76</b>	<b>Staff information</b>	
• World Food Programme (WFP)	-	Expatriate staff	2
• UN Others	76	National Staff	-
<b>Other governments</b>	-	<b>Field positions</b>	<b>2</b>
<b>Private and other income</b>	<b>1.875</b>		
<b>Staff information</b>			
Expatriate staff	14		
National Staff	133		
<b>Field positions</b>	<b>147</b>		

Sierra Leone	2005	Somalia	2005
<b>Expenses</b>		<b>Expenses</b>	
Expatriate staff	1.687	Expatriate staff	1.704
National staff	1.192	National staff	1.709
Operational running expenses	263	Operational running expenses	493
Medical and nutrition	1.055	Medical and nutrition	1.190
Logistics and sanitation	228	Logistics and sanitation	428
Training and local support	14	Training and local support	10
Transport, freight, storage	556	Transport, freight, storage	1.662
Consultants and field support	44	Consultants and field support	69
Grants	0	Grants	0
Miscellaneous	5	Miscellaneous	3
<b>Programs</b>	<b>5.043</b>	<b>Programs</b>	<b>7.266</b>
<b>Logistics satellites’ activities</b>	<b>82</b>	<b>Logistics satellites’ activities</b>	<b>37</b>
<b>Funding</b>		<b>Funding</b>	
<b>Public institutional income</b>	<b>1.548</b>	<b>Public institutional income</b>	<b>2.680</b>
<b>America</b>	-	<b>America</b>	-
<b>Asia</b>	-	• Embassies - Canada	-
<b>ECHO and EU institutions</b>	<b>228</b>	<b>Asia</b>	-
• Humanitarian Aid Office of the European Commission (ECHO)	-3	<b>ECHO and EU institutions</b>	736
• EU DG I and VIII	231	• Humanitarian Aid Office of the European Commission (ECHO)	736
<b>EU Europe</b>	<b>1.023</b>	<b>EU Europe</b>	<b>1.708</b>
• Danish Agency for Development Assistance (Danida) - Denmark	25	• Ministry of Foreign Affairs (BuZa) - Holland	174
• Ireland Aid (DCI) - Ireland	0	• Department for International Development (DFID) - UK	1.533
• Governments - Others - Ireland	291	• Governments - Others - UK	0
• Ministry of Foreign Affairs (MAE) - Luxembourg	200	<b>Non EU Europe</b>	<b>227</b>
• Swedish International Development Cooperation Agency (SIDA) - Sweden	506	• Ministry of Foreign Affairs (MFA) - Norway	227
<b>Non EU Europe</b>	<b>297</b>	• Norwegian Agency for Development Cooperation (NORAD) - Norway	-
• Ministry of Foreign Affairs (MFA) - Norway	297	<b>Oceania</b>	-
• Norwegian Agency for Development Cooperation (NORAD) - Norway	-	<b>UN institutions</b>	<b>9</b>
<b>Oceania</b>	-	• International Children’s Emergency Fund (UNICEF)	9
<b>UN institutions</b>	-	<b>Other governments</b>	-
<b>Other governments</b>	-		
		<b>Private and other income</b>	<b>4.623</b>
<b>Private and other income</b>	<b>3.577</b>	<b>Staff information</b>	
		Expatriate staff	41
<b>Staff information</b>		National Staff	487
Expatriate staff	45		
National Staff	567	<b>Field positions</b>	<b>528</b>
<b>Field positions</b>	<b>612</b>		

South Africa	2005	Sri Lanka	2005
<b>Expenses</b>		<b>Expenses</b>	
Expatriate staff	374	Expatriate staff	450
National staff	815	National staff	158
Operational running expenses	214	Operational running expenses	70
Medical and nutrition	292	Medical and nutrition	235
Logistics and sanitation	183	Logistics and sanitation	1.320
Training and local support	228	Training and local support	96
Transport, freight, storage	139	Transport, freight, storage	901
Consultants and field support	48	Consultants and field support	35
Grants	0	Grants	0
Miscellaneous	1	Miscellaneous	0
<b>Programs</b>	<b>2.296</b>	<b>Programs</b>	<b>3.267</b>
<b>Logistics satellites’ activities</b>	<b>-1</b>	<b>Logistics satellites’ activities</b>	<b>4</b>
<b>Funding</b>		<b>Funding</b>	
<b>Public institutional income</b>	<b>1.118</b>	<b>Public institutional income</b>	<b>10</b>
<b>America</b>	-	<b>America</b>	-
<b>Asia</b>	-	<b>Asia</b>	-
<b>ECHO and EU institutions</b>	-	<b>ECHO and EU institutions</b>	-
<b>EU Europe</b>	<b>1.118</b>	<b>EU Europe</b>	<b>10</b>
• AGCD - Belgium	613	• Ministry of Foreign Affairs (BuZa) - Holland	-
• Danish Agency for Development Assistance (Danida) - Denmark	141	• Swedish International Development Cooperation Agency (SIDA) - Sweden	10
• Embassies - Holland	363	<b>Non EU Europe</b>	-
<b>Non EU Europe</b>	-	<b>Oceania</b>	-
<b>Oceania</b>	-	<b>UN institutions</b>	-
<b>UN institutions</b>	-	<b>Other governments</b>	-
• UN Others	-		
<b>Other governments</b>	-	<b>Private and other income</b>	<b>3.261</b>
<b>Private and other income</b>	<b>1.177</b>	<b>Staff information</b>	
		Expatriate staff	11
<b>Staff information</b>		National Staff	98
Expatriate staff	9		
National Staff	90	<b>Field positions</b>	<b>108</b>
<b>Field positions</b>	<b>99</b>		

Sudan

2005

Expenses

Expatriate staff	11.386	<b>Non EU Europe</b>	<b>1.038</b>
National staff	14.134	• Ministry of Foreign Affairs (MFA) - Norway	802
Operational running expenses	2.243	• Development and Cooperation Department (DDC) - Switzerland	233
Medical and nutrition	6.518	• Municipalities and regional council - Switzerland	3
Logistics and sanitation	2.458	<b>Oceania</b>	-
Training and local support	70	• New Zealand's International Aid & Development Agency	-
Transport, freight, storage	9.160	<b>UN institutions</b>	-
Consultants and field support	250	<b>Other governments</b>	-
Grants	0		
Miscellaneous	66		
<b>Programs</b>	<b>46.287</b>	<b>Private and other income</b>	<b>28.389</b>
<b>Logistics satellites' activities</b>	<b>609</b>	<b>Staff information</b>	
<b>Funding</b>		Expatriate staff	313
<b>Public institutional income</b>	<b>18.506</b>	National Staff	6.242
<b>America</b>	<b>297</b>	<b>Field positions</b>	<b>6.555</b>
• Canadian International Development Agency (Cida) - Canada	297		
<b>Asia</b>	-		
• Disaster Relief Fund - Hong Kong	-		
• Governments - Others - Hong Kong	-		
<b>ECHO and EU institutions</b>	<b>3.827</b>		
• Humanitarian Aid Office of the European Commission (ECHO)	3.827		
<b>EU Europe</b>	<b>13.345</b>		
• Governments - Others - Belgium	-		
• Municipalities and regional council - Belgium	58		
• Danish Agency for Development Assistance (Danida) - Denmark	710		
• Governments - Others - Denmark	0		
• Ministry of Foreign Affairs (MFA) - Germany	0		
• Governments - Others - Germany	1		
• Ireland Aid (DCI) - Ireland	0		
• Governments - Others - Ireland	696		
• Municipalities and regional council - Italy	1		
• Ministry of Foreign Affairs (BuZa) - Holland	2.017		
• Governments - Others - Spain	-		
• Municipalities and regional council - Spain	309		
• Swedish International Development Cooperation Agency (SIDA) - Sweden	1.954		
• Department for International Development (DFID) - UK	7.600		
• Jersey Overseas Aid - UK	-		
• Governments - Others - UK	0		

Tanzania

2005

Expenses

Expatriate staff	529	<b>Expenses</b>	
National staff	186	Expatriate staff	726
Operational running expenses	99	National staff	604
Medical and nutrition	209	Operational running expenses	136
Logistics and sanitation	45	Medical and nutrition	939
Training and local support	13	Logistics and sanitation	193
Transport, freight, storage	189	Training and local support	275
Consultants and field support	17	Transport, freight, storage	194
Grants	0	Consultants and field support	22
Miscellaneous	0	Grants	0
		Miscellaneous	1
<b>Programs</b>	<b>1.287</b>	<b>Programs</b>	<b>3.090</b>
<b>Logistics satellites' activities</b>	<b>6</b>	<b>Logistics satellites' activities</b>	<b>2</b>
<b>Funding</b>		<b>Funding</b>	
<b>Public institutional income</b>	<b>262</b>	<b>Public institutional income</b>	<b>556</b>
<b>America</b>	-	<b>America</b>	-
<b>Asia</b>	-	• Bureau of Population, Refugees, and Migration (PRM) - USA	-
<b>ECHO and EU institutions</b>	-	<b>Asia</b>	-
<b>EU Europe</b>	<b>262</b>	<b>ECHO and EU institutions</b>	<b>465</b>
• Municipalities and regional council - Spain	262	• Humanitarian Aid Office of the European Commission (ECHO)	460
<b>Non EU Europe</b>	-	• EU Others	5
<b>Oceania</b>	-	<b>EU Europe</b>	<b>54</b>
<b>UN institutions</b>	-	• Danish Agency for Development Assistance (Danida) - Denmark	54
<b>Other governments</b>	-	<b>Non EU Europe</b>	-
<b>Private and other income</b>	<b>1.031</b>	<b>Oceania</b>	-
<b>Staff information</b>		<b>UN institutions</b>	<b>37</b>
Expatriate staff	14	• World Health Organization (WHO)	27
National Staff	65	• International Children's Emergency Fund (UNICEF)	10
<b>Field positions</b>	<b>79</b>	<b>Other governments</b>	-
		<b>Private and other income</b>	<b>2.537</b>
		<b>Staff information</b>	
		Expatriate staff	21
		National Staff	640
		<b>Field positions</b>	<b>661</b>

Turkmenistan	2005	Uganda	2005
<b>Expenses</b>		<b>Expenses</b>	
Expatriate staff	251	Expatriate staff	2.503
National staff	156	National staff	1.647
Operational running expenses	39	Operational running expenses	483
Medical and nutrition	63	Medical and nutrition	1.289
Logistics and sanitation	33	Logistics and sanitation	869
Training and local support	1	Training and local support	12
Transport, freight, storage	38	Transport, freight, storage	829
Consultants and field support	8	Consultants and field support	82
Grants	0	Grants	0
Miscellaneous	0	Miscellaneous	11
<b>Programs</b>	<b>588</b>	<b>Programs</b>	<b>7.725</b>
<b>Logistics satellites' activities</b>	<b>-1</b>	<b>Logistics satellites' activities</b>	<b>11</b>
<b>Funding</b>		<b>Funding</b>	
<b>Public institutional income</b>	<b>23</b>	<b>Public institutional income</b>	<b>3.632</b>
<b>America</b>	-	<b>America</b>	-
<b>Asia</b>	-	<b>Asia</b>	-
<b>ECHO and EU institutions</b>	-	<b>ECHO and EU institutions</b>	<b>1.946</b>
<b>EU Europe</b>	<b>23</b>	• Humanitarian Aid Office of the European Commission (ECHO)	1.946
• Embassies - Holland	23	<b>EU Europe</b>	<b>1.070</b>
• Embassies - UK	0	• Ministry of Foreign Affairs (BuZa) - Holland	870
<b>Non EU Europe</b>	-	• Municipalities and regional council - Spain	200
<b>Oceania</b>	-	<b>Non EU Europe</b>	<b>616</b>
<b>UN institutions</b>	-	• Ministry of Foreign Affairs (MFA) - Norway	312
<b>Other governments</b>	-	• Development and Cooperation Department (DDC) - Switzerland	303
<b>Private and other income</b>	<b>564</b>	<b>Oceania</b>	-
<b>Staff information</b>		<b>UN institutions</b>	-
Expatriate staff	6	<b>Other governments</b>	-
National Staff	54	<b>Private and other income</b>	<b>4.105</b>
<b>Field positions</b>	<b>60</b>	<b>Staff information</b>	
		Expatriate staff	73
		National Staff	948
		<b>Field positions</b>	<b>1.021</b>

Ukraine	2005	Uzbekistan	2005
<b>Expenses</b>		<b>Expenses</b>	
Expatriate staff	192	Expatriate staff	535
National staff	258	National staff	516
Operational running expenses	92	Operational running expenses	75
Medical and nutrition	176	Medical and nutrition	349
Logistics and sanitation	-	Logistics and sanitation	31
Training and local support	5	Training and local support	5
Transport, freight, storage	19	Transport, freight, storage	112
Consultants and field support	26	Consultants and field support	4
Grants	0	Grants	0
Miscellaneous	39	Miscellaneous	0
<b>Programs</b>	<b>807</b>	<b>Programs</b>	<b>1.628</b>
<b>Logistics satellites' activities</b>	<b>0</b>	<b>Logistics satellites' activities</b>	<b>-7</b>
<b>Funding</b>		<b>Funding</b>	
<b>Public institutional income</b>	<b>-</b>	<b>Public institutional income</b>	<b>718</b>
<b>America</b>	-	<b>America</b>	-
<b>Asia</b>	-	<b>Asia</b>	-
<b>ECHO and EU institutions</b>	-	<b>ECHO and EU institutions</b>	-
<b>EU Europe</b>	-	<b>EU Europe</b>	<b>718</b>
• Municipalities and regional council - Austria	-	• Swedish International Development Cooperation Agency (SIDA) - Sweden	645
• Municipalities and regional council - UK	-	• Jersey Overseas Aid - UK	73
<b>Non EU Europe</b>	-	<b>Non EU Europe</b>	-
<b>Oceania</b>	-	• Embassies - Switzerland	-
<b>UN institutions</b>	-	<b>Oceania</b>	-
<b>Other governments</b>	-	<b>UN institutions</b>	-
<b>Private and other income</b>	<b>807</b>	<b>Other governments</b>	-
<b>Staff information</b>		<b>Private and other income</b>	<b>903</b>
Expatriate staff	4	<b>Staff information</b>	
National Staff	-	Expatriate staff	14
<b>Field positions</b>	<b>4</b>	National Staff	163
		<b>Field positions</b>	<b>177</b>



Zambia	2005	Zimbabwe	2005
<b>Expenses</b>		<b>Expenses</b>	
Expatriate staff	907	Expatriate staff	1.134
National staff	503	National staff	480
Operational running expenses	255	Operational running expenses	274
Medical and nutrition	663	Medical and nutrition	1.068
Logistics and sanitation	107	Logistics and sanitation	229
Training and local support	42	Training and local support	46
Transport, freight, storage	386	Transport, freight, storage	521
Consultants and field support	43	Consultants and field support	77
Grants	0	Grants	0
Miscellaneous	3	Miscellaneous	5
<b>Programs</b>	<b>2.908</b>	<b>Programs</b>	<b>3.834</b>
<b>Logistics satellites' activities</b>	<b>37</b>	<b>Logistics satellites' activities</b>	<b>36</b>
<b>Funding</b>		<b>Funding</b>	
<b>Public institutional income</b>	<b>218</b>	<b>Public institutional income</b>	<b>31</b>
<b>America</b>	-	<b>America</b>	-
<b>Asia</b>	-	<b>Asia</b>	-
<b>ECHO and EU institutions</b>	-	<b>ECHO and EU institutions</b>	-
• Humanitarian Aid Office of the European Commission (ECHO)	-	<b>EU Europe</b>	<b>31</b>
<b>EU Europe</b>	-	• Ministry of Foreign Affairs (MAE) - Luxembourg	31
<b>Non EU Europe</b>	<b>218</b>	• Municipalities and regional council - Spain	-
• Norwegian Agency for Development Cooperation (NORAD) - Norway	218	<b>Non EU Europe</b>	-
<b>Oceania</b>	-	• Ministry of Foreign Affairs (MFA) - Norway	-
<b>UN institutions</b>	-	<b>Oceania</b>	-
<b>Other governments</b>	-	<b>UN institutions</b>	-
<b>Private and other income</b>	<b>2.727</b>	<b>Other governments</b>	-
<b>Staff information</b>		<b>Private and other income</b>	<b>3.839</b>
Expatriate staff	22	<b>Staff information</b>	
National Staff	193	Expatriate staff	39
<b>Field positions</b>	<b>215</b>	National Staff	226
		<b>Field positions</b>	<b>265</b>

Transversal activities	2005	Others	2005
<b>Expenses</b>		<b>Expenses</b>	
Expatriate staff	1.720	Expatriate staff	1856
National staff	160	National staff	995
Operational running expenses	232	Operational running expenses	502
Medical and nutrition	79	Medical and nutrition	263
Logistics and sanitation	7	Logistics and sanitation	148
Training and local support	4	Training and local support	195
Transport, freight, storage	31	Transport, freight, storage	432
Consultants and field support	77	Consultants and field support	-315
Grants	25	Grants	0
Miscellaneous	3	Miscellaneous	36
<b>Programs</b>	<b>2.339</b>	<b>Programs</b>	<b>4.113</b>
<b>Logistics satellites' activities</b>	<b>19</b>	<b>Logistics satellites' activities</b>	<b>121</b>
<b>Funding</b>		<b>Funding</b>	
<b>Public institutional income</b>	-	<b>Public institutional income</b>	<b>738</b>
<b>America</b>	-	<b>America</b>	<b>93</b>
<b>Asia</b>	-	• Canadian International Development Agency (Cida) - Canada	93
<b>ECHO and EU institutions</b>	-	<b>Asia</b>	<b>3</b>
<b>EU Europe</b>	-	• Governments - Others - Japan	3
<b>Non EU Europe</b>	-	<b>ECHO and EU institutions</b>	<b>37</b>
<b>Oceania</b>	-	• Humanitarian Aid Office of the European Commission (ECHO)	-20
<b>UN institutions</b>	-	• EU Others	57
<b>Other governments</b>	-	<b>EU Europe</b>	<b>503</b>
<b>Private and other income</b>	<b>2.358</b>	• Danish Agency for Development Assistance (Danida) - Denmark	-10
<b>Staff information</b>		• Governments - Others - Italy	22
Expatriate staff	1	• Ministry of Foreign Affairs (MAE) - Luxembourg	84
National Staff	-	• Governments - Others - Luxembourg	407
<b>Field positions</b>	<b>1</b>	<b>Non EU Europe</b>	<b>92</b>
		• Development and Cooperation Department (DDC) - Switzerland	92
		<b>UN institutions</b>	<b>2</b>
		• World Health Organization (WHO)	15
		• International Children's Emergency Fund (UNICEF)	-13
		<b>Other governments</b>	<b>8</b>
		<b>Private and other income</b>	<b>3497</b>
		<b>Staff information</b>	
		Expatriate staff	25
		National Staff	68
		<b>Field positions</b>	<b>93</b>
		Others includes all countries with less than 500 thousand euro expenditure	

Asia tsunami disaster

2005

Expenses

Expatriate staff	4.686
National staff	1.825
Operational running expenses	1.250
Medical and nutrition	1.553
Logistics and sanitation	3.540
Training and local support	173
Transport, freight, storage	7.253
Consultants and field support	206
Grants	0
Miscellaneous	-5

Programs

20.482

Logistics satellites' activities

2.331

Funding

Public institutional income

-

America

-

Asia

-

ECHO and EU institutions

-

EU Europe

-

Non EU Europe

-

UN institutions

-

Other governments

-

Private and other income

22.813

Staff information

Expatriate staff	64
National staff	914

Field positions

977

This table focuses on the Asia tsunami disaster operations. It collates figures that are already included in the countries affected by the tsunami (India, Indonesia and Sri Lanka).

These 22 813 thousand euro were funded entirely by restricted funds.

5. Other information

5.1 Commitments

Legacies and bequests

Unrestricted legacies and bequests are accounted for upon realization (i.e. on receipt of cash). At the end of the current year, an estimated amount of 19,489 thousand euro has not been realized and is therefore not included in the financial statements.

Grants

Some of the programs are partly financed by public institutional grants. These grants may cover a more than one-year period and may not match with the financial year. The following disclosure presents the amount that MSF has committed to spend according to proposals agreed by the different bodies.

	2005	2004
ECHO and EU institutions	9.353	8.675
UN institutions	835	1.093
American governments	513	1.208
Asian governments		85
EU European governments	12.976	16.265
Non EU European governments	741	2.089
Oceanian governments		134
Other governments	323	23
Remaining committed amount to spend	24.741	29.572

In order to meet these commitments, MSF should receive from the above institutions a total amount of 21,280 thousand euro.

Other commitments

	2005	2004
Guarantees given	3.658	6.279
Mortgages & collaterals given	0	0
Foreign currencies term. purchases (given)	290	108
Other off balance-sheet liabilities given	6.388	7.972
Off balance-sheet commitments given	10.337	14.358

Guarantees given refer to loan agreements for 2 739 thousand euro, to rental contracts for 452 thousand euro, and for other purposes for 467 thousand euro. Other off balance-sheet commitments given mainly relate to rental contracts for office buildings.

In addition, MSF participated to the establishment of the Drugs for Neglected Diseases initiative (DNDi) with six other organizations: five public sector institutions - the Oswaldo Cruz Foundation from Brazil, the Indian Council for Medical Research, the Kenya Medical Research Institute , the Ministry of Health of Malaysia and France's Pasteur Institute - and one

international research organization, the UNDP/World Bank/ WHO's Special Programme for Research and Training in Tropical Diseases (TDR), which acts as a permanent observer to the initiative. The DNDi became a legal entity in July 2003. The International Council didn't consider MSF as a permanent solution to the R&D crises. MSF's involvement will therefore be limited both financially and in the time, the goal being to catalyse and help creating this initiative which, in due time, will work independently of MSF. Accordingly, MSF committed itself to an involvement as a founding member in the DNDi, but this commitment was limited up to five years and financially to not more than 3% of the total MSF annual expenditure.

5.2 Staff figures

International departures

In number of departures

	2005	2004
International departures (full year)	4.768	3.803
• Medical pool	1.276	1.034
• Nurse and other paramedical pool	1.558	1.257
• Non-medical pool	1.934	1.512
First time departures (full year)	1.466	1.340

Positions in the field

Cf. expenditure by geographical area in 4.2.

Positions in the headquarters

In full-time equivalent

	2005	2004
Employees	1.282	1.137
• Social mission	784	719
• Fundraising	141	137
• Management, general and administration	357	281
Volunteers	202	496
• Social mission	76	196
• Fundraising	44	161
• Management, general and administration	82	139

NB: For volunteers in the headquarters, the average number of people is taken into account when full-time equivalents cannot be provided.

### Headquarters' remuneration policies

The gross salaries presented below are based on the policies of the different MSF entities. They are presented in local currency and depend on the cost of living in the different countries where the entities are established.

#### Highest gross salaries by entity

MSF-Australia in Australian Dollar:	97.440	General Director
MSF-Austria in Euro:	57.845	General Director
MSF-Belgium in Euro:	68.954	General Director
MSF-Canada in Canadian Dollar:	120.000	General Director
MSF-Denmark in Danish Krone:	544.474	General Director
MSF-France in Euro:	61.139	General Director
MSF-Germany in Euro:	63.128	General Director
MSF-Holland in Euro:	86.430	General Director
MSF-Hong Kong in Hong Kong Dollar:	540.720	General Director
MSF-Italy in Euro:	52.700	General Director
MSF-International in Swiss Franc:	126.900	President / Secretary General
MSF-Japan in Yen:	7.200.000	General director
MSF-Luxembourg in Euro:	59.556	General director
MSF-Norway in Norwegian Krone:	476.172	General Director
MSF-Spain in Euro:	45.314	General Director
MSF-Sweden in Swedish Kronor:	567.422	General Director
MSF-Switzerland in Swiss Franc:	122.400	General Director
MSF-UK in Pound Sterling:	53.297	General Director
MSF-USA in US Dollar:	105.227	General Director
Transfer in Euro:	61.958	General Director
MSF-Greece in Euro:	50.710	General Director
MSF-Logistique in Euro:	52.039	General Director
Epicentre in Euro:	58.500	General Director
Fondation MSF in Euro:	61.750	Research Director & President
EUP in Euro:	44.525	General Secretary
SCI MSF in Euro:	21.099	Housekeeper

#### Lowest gross salaries by entity

Lowest gross salaries by entity		
MSF-Australia in Australian Dollar:	37.321	Donor Service Centre Staff
MSF-Austria in Euro:	15.764	Trainee
MSF-Belgium in Euro:	21.563	Assistant
MSF-Canada in Canadian Dollar:	30.500	Administrative Assistant
MSF-Denmark in Danish Krone:	329.340	Office Coordinator
MSF-France in Euro:	19.786	General Assistant
MSF-Germany in Euro:	36.231	Assistant
MSF-Holland in Euro:	16.493	Assistant
MSF-Hong Kong in Hong Kong Dollar:	117.876	Assistant
MSF-Italy in Euro:	19.500	Secretary
MSF-International in Swiss Franc:	44.209	Administrator
MSF-Japan in Yen:	2.640.000	Donor service officer
MSF-Luxembourg in Euro:	25.908	Receptionist-secretary
MSF-Norway in Norwegian Krone:	214.572	Assistant
MSF-Spain in Euro:	17.261	Receptionist
MSF-Sweden in Swedish Kronor:	199.555	Assistant
MSF-Switzerland in Swiss Franc:	59.280	Receptionist
MSF-UK in Pound Sterling:	18.179	Administrator
MSF-USA in US Dollar:	37.114	Office Services Assistant
Transfer in Euro:	19.881	Warehouse Assistant
MSF-Greece in Euro:	11.368	Receptionist
MSF-Logistique in Euro:	19.253	Warehouseman
Epicentre in Euro:	26.936	Secretary
Fondation MSF in Euro:	27.417	Assistant
EUP in Euro:	28.522	Production Assistant
SCI MSF in Euro:	21.099	Housekeeper

#### for the position of

General Director
General Director
General Director
General Director
General Director
General Director
General Director
General Director
General Director
General Director
President / Secretary General
General director
General director
General Director
General Director
General Director
General Director
General Director
General Director
General Director
General Director
General Director
Research Director & President
General Secretary
Housekeeper

#### 5.3 Subsequent events

There are no subsequent events to report.

## About this publication

### EDITOR

Tory Godsal, *International Financial Coordinator*

### SPECIAL THANKS TO

All finance directors, accounting managers and other finance staff who contributed data and information to make production of Combined Financial Statements possible. Particular thanks to Marilyn Acker and Remi Obert.

### GRAPHIC DESIGN

Studio Roozen, Amsterdam, The Netherlands

### PRINTING

Drukkerij Mercurius, Wormerveer, The Netherlands

Médecins Sans Frontières (MSF) was founded in 1971 by a small group of doctors and journalists who believed that all people should have access to emergency relief. MSF was one of the first nongovernmental organisations to provide urgently needed medical assistance and to publicly bear witness to the plight of the people it helps.

Today MSF is an international medical humanitarian movement with branch offices in 19 countries. In 2005, over 2225 MSF volunteer doctors, nurses, other medical professionals, logistical experts, water and sanitation engineers and administrators joined approximately 25,850 locally hired staff to provide medical aid in over 70 countries.

MSF was awarded the 1999 Nobel Peace Prize.